

Ivana Kovacic

Centre of Excellence for Vibro-Acoustic
Systems and Signal Processing,
Faculty of Technical Sciences,
University of Novi Sad,
Novi Sad 21215, Serbia

Richard Rand

Department of Mathematics,
Cornell University,
Ithaca, NY 14853;
Department of Mechanical and
Aerospace Engineering,
Cornell University,
Ithaca, NY 14853

Si Mohamed Sah

Technical University of Denmark,
Department of Mechanical Engineering,
Section of Solid Mechanics,
Lyngby 2800, Denmark

Mathieu's Equation and Its Generalizations: Overview of Stability Charts and Their Features

This work is concerned with Mathieu's equation—a classical differential equation, which has the form of a linear second-order ordinary differential equation (ODE) with Cosine-type periodic forcing of the stiffness coefficient, and its different generalizations/ extensions. These extensions include: the effects of linear viscous damping, geometric non-linearity, damping nonlinearity, fractional derivative terms, delay terms, quasiperiodic excitation, or elliptic-type excitation. The aim is to provide a systematic overview of the methods to determine the corresponding stability chart, its structure and features, and how it differs from that of the classical Mathieu's equation. [DOI: 10.1115/1.4039144]

Keywords: parametric excitation, stability chart, transition curves, perturbation method, Floquet theory, harmonic balancing, geometric nonlinearity, damping nonlinearity, fractional derivative, delay, quasiperiodic excitation, elliptic-type excitation

1 Introduction

Mathieu's equation is one of the archetypical equations of nonlinear vibrations theory [1]. However, this equation is not only associated with this field, but due to the tools and techniques needed for its quantitative analysis and diverse applications, it appears also in applied mathematics [2–4] and in many engineering fields [5–7].

The form of Mathieu's equation is very simple—it is a linear second-order ordinary differential equation (ODE), which differs from the one corresponding to a simple harmonic oscillator in the existence of a time-varying (periodic) forcing of the stiffness coefficient as follows:

$$\frac{d^2x}{dt^2} + (\delta + \epsilon \cos t)x = 0 \quad (1)$$

where δ and ϵ are constant parameters, while x is a dependent variable (its mechanical interpretation will be defined in Sec. 2) and t is time. So, the simple harmonic oscillator is obtained for $\epsilon = 0$, and the stiffness parameter δ corresponds then to the square of its natural frequency, i.e., $\omega_0 = \sqrt{\delta}$. It is well known that this oscillator performs free vibrations around the stable equilibrium position $x = 0$. However, if the stiffness term contains the parametric excitation, i.e., $\epsilon \neq 0$, the motion can stay bounded (this case is referred to as *stable*) or the motion becomes unbounded (this case is referred to as *unstable*). The occurrence of one of these two outcomes depends on the combination of the parameters δ and ϵ . When presented graphically, this gives the so-called stability chart with regions of stability and regions of instability (*tongues*) separated by the so-called transition curves, enabling one to clearly determine the resulting behavior and the stability property mentioned.

Historically speaking, what is now termed “Mathieu's equation” is attributed to Mathieu's investigations of vibrations in an elliptic drum from 1868 [8]. The extract from this work is presented in Appendix A. It is shown therein how the derivation of

Eq. (1) stems from the Helmholtz equation for the vibrations of a membrane with an elliptic boundary. Mathieu also developed the power series expansion method, determining the mutual relationships between the stiffness parameter and the amplitude of parametric excitation and the respective solutions of motion. These solutions are called after him Mathieu functions and are presented in Appendix B. The relationships between the stiffness parameter and the amplitude of parametric excitation can be presented graphically (but Mathieu did not do it at that time) and represent the transition curves mentioned above.

A few subsequent important developments of Mathieu's equation are listed below [3]:

- 1878 Heine expresses the solution as an infinite continued fraction [9].
- 1883 Floquet presents a generalized treatment of differential equations with periodic coefficients [10].
- 1886 Hill expresses solution as an infinite determinant [11].
- 1887 Lord Rayleigh (J.W. Strutt) applies Mathieu's equation to Melde's problem (a tuning fork with an attached string) [12].
- 1908 Sieger presents the application to diffraction of electromagnetic waves by an elliptic cylinder [13].
- 1912 Whittaker expresses solution as an integral equation [14].
- 1915 Ince publishes the first of 18 papers on Mathieu functions, including.
- 1927 Ince introduces the stability chart [15].

Note that the stability chart is sometimes called “Strutt diagram” or “Strutt-Ince diagram.” However, Strutt's work (M.J.O. Strutt, not to be confused with Lord Rayleigh, who is J.W. Strutt) with this chart [16] was published later than Ince's. Thus, it was Ince who first presented it graphically and his figure from Ref. [15] is redrawn and included in Appendix B.

The determination and description of the stability chart are the focus of this work. Besides this, the aim is to show how its structure and features change as the form given by Eq. (1) is modified by additional or different geometric, damping and excitation terms. This work is organized as follows: First, a brief overview of mechanical models that are associated with classical Mathieu's equation is given in Sec. 2. In addition, certain mathematical tools for its quantitative analysis are presented in Sec. 3, yielding the basic structure and features of the stability chart. Section 4 is concerned with the influence of geometric and damping nonlinearities

Manuscript received August 7, 2017; final manuscript received January 18, 2018; published online February 14, 2018. Editor: Harry Dankowicz.

on this stability chart (it should be noted that Secs. 2, 3, and 4.1 and Appendix C are strongly based on Rand's online notes [1]). Section 5 deals with the influence of a delay term and Sec. 6 with the effects of a fractional-derivative term. Sections 7 and 8 deal with the effects of different types of excitation: quasiperiodic and elliptic-type excitations.

2 Classical Mathieu's Equation: Mechanical Models and Applications

Generally speaking and related to nonlinear vibration problems, Mathieu's equation in its classical form (1) is associated with differential equations derived in two general cases [1]: case 1—in systems with periodic forcing, and case 2—in stability studies of periodic motions in nonlinear autonomous systems.

As an illustrative example of case 1 is a mathematical pendulum whose support moves periodically in a vertical direction (Fig. 1(a)). The governing differential equation is

$$\frac{d^2x}{dt^2} + \left(\frac{g}{L} - \frac{A}{L} \cos t \right) \sin x = 0 \quad (2)$$

where x is the generalized coordinate being the angle of deflection, g is the acceleration of gravity, L is the pendulum's length, while the vertical motion of the support is $A \cos t$. Two equilibrium solutions exist: $x=0$ or $x=\pi$. In order to investigate their stability, one would linearize Eq. (2) about the desired equilibrium, deriving an equation of the form of Eq. (1).

If the motion of the support is defined by $A \cos \Omega t$, the equation of motion for small x has the form

$$\frac{d^2x}{dt^2} + \left(\omega_0^2 - \frac{A\Omega^2}{L} \cos \Omega t \right) x = 0 \quad (3)$$

in which one can recognize two frequencies: the natural frequency $\omega_0 = \sqrt{g/L}$ and the excitation frequency Ω . However, by introducing $\tau = \Omega t$, one can obtain the form given by Eq. (1) with $\delta = g/(L\Omega^2)$, $\epsilon = -A/L$.

Moreover, we can consider the case of the vertically forced inverted pendulum by setting $y = x - \pi$, whereupon the small y differential equation becomes

$$\frac{d^2y}{dt^2} - \left(\omega_0^2 - \frac{A\Omega^2}{L} \cos \Omega t \right) y = 0 \quad (4)$$

Note that in this case, the parameter δ is negative, and hence the unforced equilibrium $y=0$, i.e., $x=\pi$, is unstable. Nevertheless,

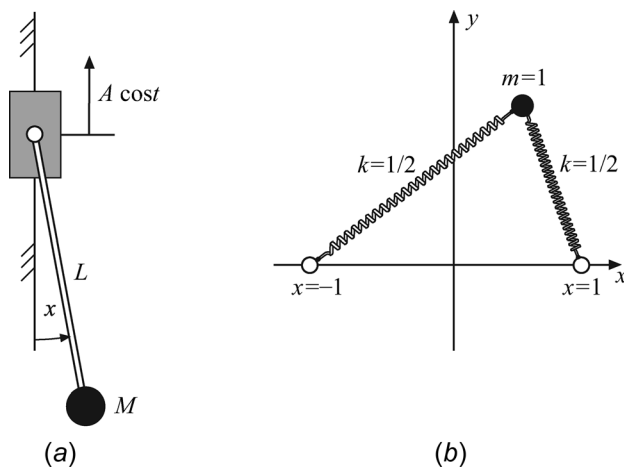


Fig. 1 (a) Mathematical pendulum whose support moves periodically in a vertical direction and (b) “the particle in the plane” problem

we will show that the equilibrium can be made stable by an appropriate choice of parameter values. This remarkable example was evidently first considered by A. Stephenson in 1908 [17] and [18].

Additional examples that have the same governing equations are, for instance: a frequency-modulated tuned circuit, the Paul trap for charged particles, stability of a floating body, the mirror trap for neutral particles [7], certain autoparametric vibration absorbers [19], stability of elastic systems (bars, for example) under certain time-varying loading [20], asymmetric shaft and bearings in rotor dynamics [21], torsional motions of a rotor in contact with a stator [22], etc. Additional examples from other fields include those from aerospace engineering: for example, helicopter rotor blades in forward flight, attitude stability of satellites in elliptic orbits and biology (for instance, heart rhythms, membrane vibrations in the inner ear).

As an example of case 2, one can consider a system called “the particle in the plane” (Fig. 1(b)), which was first studied in Refs. [23] and [24]. It contains a particle of unit mass, which is constrained to move in the x - y plane, and is restrained by two linear springs, each with spring constant k of $1/2$. Each of the two springs has unstretched length L . The anchor points of the two springs are located on the x -axis at $x=1$ and $x=-1$. This autonomous two-degrees-of-freedom system has the following equations of motion [23]:

$$\frac{d^2x}{dt^2} + (x+1)f_1(x,y) + f_2(x,y) = 0 \quad (5)$$

$$\frac{d^2y}{dt^2} + yf_1(x,y) + yf_2(x,y) = 0 \quad (6)$$

$$f_1(x,y) = \frac{1}{2} \left(1 - \frac{L}{\sqrt{((1+x)^2 + y^2)}} \right) \quad (7)$$

$$f_2(x,y) = \frac{1}{2} \left(1 - \frac{L}{\sqrt{((1-x)^2 + y^2)}} \right) \quad (8)$$

This system exhibits an exact solution corresponding to a mode of vibration in which the particle moves along the x -axis, i.e.,

$$x = A \cos t, \quad y = 0 \quad (9)$$

In order to determine the stability of this motion, one must first derive the equations of motion, then substitute $x = A \cos t + u$, $y = 0 + v$, where u and v are small deviations from the motion (9), and then linearize in u and v . This results in two linear differential equations on u and v . The u equation turns out to be the simple harmonic oscillator and cannot produce instability. The v equation is [1]

$$\frac{d^2v}{dt^2} + \left(\frac{1-L-A^2 \cos^2 t}{1-A^2 \cos^2 t} \right) v = 0 \quad (10)$$

Expanding (10) for small A and setting $\tau = 2t$, one obtains

$$\frac{d^2v}{d\tau^2} + \left(\frac{2-2L-A^2L}{8} - \frac{A^2L}{8} \cos \tau + O(A^4) \right) v = 0 \quad (11)$$

which is, to $O(A^4)$, in the form of Mathieu's equation (1).

3 Classical Mathieu's Equation: Analyses by Different Approaches

This section is divided into two subsections related to two forms of Mathieu's equation: undamped (Sec. 3.1) and linearly viscously damped (Sec. 3.2). The first subsection includes the

presentation of several quantitative techniques that one can use to solve it: a perturbation method, Floquet theory in conjunction with numerical simulations and harmonic balancing.

3.1 Undamped Case

3.1.1 Perturbation Method. In order to find a general solution to Mathieu's equation (1) for small ϵ , one can use the two variable expansion method [1,25,26]. Since Eq. (1) is linear, there is no need to stretch time, and one can set $\xi = t$ and $\eta = \epsilon t$, yielding

$$\frac{\partial^2 x}{\partial \xi^2} + 2\epsilon \frac{\partial^2 x}{\partial \xi \partial \eta} + \epsilon^2 \frac{\partial^2 x}{\partial \eta^2} + (\delta + \epsilon \cos \xi)x = 0 \quad (12)$$

Next, x is expanded into a power series as follows:

$$x(\xi, \eta) = x_0(\xi, \eta) + \epsilon x_1(\xi, \eta) + \dots \quad (13)$$

Substituting Eqs. (13) into (12), neglecting terms of $O(\epsilon^2)$, and collecting terms of the same power of ϵ gives

$$\frac{\partial^2 x_0}{\partial \xi^2} + \delta x_0 = 0 \quad (14)$$

$$\frac{\partial^2 x_1}{\partial \xi^2} + \delta x_1 = -2 \frac{\partial^2 x_0}{\partial \xi \partial \eta} - x_0 \cos \xi \quad (15)$$

Having the form of the equation of motion of a simple harmonic oscillator, the general solution to Eq. (14) is taken in the form

$$x_0(\xi, \eta) = A(\eta) \cos \sqrt{\delta} \xi + B(\eta) \sin \sqrt{\delta} \xi \quad (16)$$

but note that the amplitudes vary with slow time η . Substituting Eq. (16) into Eq. (15), one derives

$$\begin{aligned} \frac{\partial^2 x_1}{\partial \xi^2} + \delta x_1 = & 2\sqrt{\delta} \frac{dA}{d\eta} \sin \sqrt{\delta} \xi - 2\sqrt{\delta} \frac{dB}{d\eta} \cos \sqrt{\delta} \xi \\ & - A \cos \sqrt{\delta} \xi \cos \xi - B \sin \sqrt{\delta} \xi \cos \xi \end{aligned} \quad (17)$$

Using identities for products of two trig functions, this becomes

$$\begin{aligned} \frac{\partial^2 x_1}{\partial \xi^2} + \delta x_1 = & 2\sqrt{\delta} \frac{dA}{d\eta} \sin \sqrt{\delta} \xi - 2\sqrt{\delta} \frac{dB}{d\eta} \cos \sqrt{\delta} \xi \\ & - \frac{A}{2} \left(\cos(\sqrt{\delta} + 1)\xi + \cos(\sqrt{\delta} - 1)\xi \right) \\ & - \frac{B}{2} \left(\sin(\sqrt{\delta} + 1)\xi + \sin(\sqrt{\delta} - 1)\xi \right) \end{aligned} \quad (18)$$

For a general value of δ , the first and second terms on the right-hand side represent resonance terms and would cause unboundedness of the solution. The removal of resonance terms gives the trivial slow flow

$$\frac{dA}{d\eta} = 0, \quad \frac{dB}{d\eta} = 0 \quad (19)$$

This means that for general δ , the $\cos t$ driving term in Mathieu's equation (1) has no effect. However, if we choose $\delta = (1/4)$, Eq. (18) becomes

$$\begin{aligned} \frac{\partial^2 x_1}{\partial \xi^2} + \frac{1}{4} x_1 = & \frac{dA}{d\eta} \sin \frac{\xi}{2} - \frac{dB}{d\eta} \cos \frac{\xi}{2} - \frac{A}{2} \left(\cos \frac{3\xi}{2} + \cos \frac{\xi}{2} \right) \\ & - \frac{B}{2} \left(\sin \frac{3\xi}{2} - \sin \frac{\xi}{2} \right) \end{aligned} \quad (20)$$

Now, there are additional resonance terms and their removal yields the following slow flow:

$$\frac{dA}{d\eta} = -\frac{B}{2}, \quad \frac{dB}{d\eta} = -\frac{A}{2} \Rightarrow \frac{d^2 A}{d\eta^2} = \frac{A}{4} \quad (21)$$

It can be concluded that $A(\eta)$ and $B(\eta)$ grow exponentially, and, thus, the parameter value $\delta = (1/4)$ causes instability. This corresponds to a 2:1 subharmonic resonance in which the driving frequency is twice the natural frequency.

This may be generalized by "detuning" the resonance, that is, by expanding δ in a power series in ϵ [1]

$$\delta = \frac{1}{4} + \delta_1 \epsilon + \delta_2 \epsilon^2 + \dots \quad (22)$$

Now, Eq. (15) gets an additional term

$$\frac{\partial^2 x_1}{\partial \xi^2} + \frac{1}{4} x_1 = -2 \frac{\partial^2 x_0}{\partial \xi \partial \eta} - x_0 \cos \xi - \delta_1 x_0 \quad (23)$$

which results in the following additional terms in the slow flow Eq. (21):

$$\begin{aligned} \frac{dA}{d\eta} &= \left(\delta_1 - \frac{1}{2} \right) B, \\ \frac{dB}{d\eta} &= - \left(\delta_1 + \frac{1}{2} \right) A \Rightarrow \frac{d^2 A}{d\eta^2} + \left(\delta_1^2 - \frac{1}{4} \right) A = 0 \end{aligned} \quad (24)$$

It is seen now that $A(\eta)$ and $B(\eta)$ will be sine and cosine functions of slow time η if $\delta_1^2 - (1/4) > 0$, that is, if either $\delta_1 > (1/2)$ or $\delta_1 < -(1/2)$. Thus, the following two curves in the δ - ϵ plane represent stability changes, and are called transition curves as noted in the Introduction

$$\delta = \frac{1}{4} \pm \frac{\epsilon}{2} + O(\epsilon^2) \quad (25)$$

These two transition curves emanate from the point $\delta = (1/4)$ on the δ -axis and define a region of instability called a tongue (Fig. 2(a)) as also noted in the Introduction. Inside the tongue, for small ϵ , x grows in time (Fig. 2(b)), so this region is labeled by U (unstable). Equations (16) and (24) imply that outside the tongue (but not in or near another resonance tongue), x is the sum of terms each of which is the product of two periodic (sinusoidal) functions with generally incommensurate frequencies, that is, x is a quasiperiodic function of t (Fig. 2(c)) and this region is labeled by S (stable).

3.1.2 Floquet Theory and Numerical Approach. This section is concerned with the application of Floquet theory—the general theory of linear differential equations with periodic coefficients, to Mathieu's equation (1) [1]. When using perturbation analysis, the parameter ϵ is assumed to be small ($\epsilon \ll 1$), while this assumption is not required and large values of epsilon can be used in this approach.

First, Mathieu's equation (1) is represented in a generalization form, called Hill's equation

$$\frac{d^2 x}{dt^2} + f(t)x = 0, \quad f(t+T) = f(t) \quad (26)$$

Here x and f are scalars, and $f(t)$ represents a general periodic function with period T . Thus, in the case of Eq. (1), one has $f(t) = \delta + \epsilon \cos t$ and $T = 2\pi$.

By defining $x_1 = x$ and $x_2 = (dx/dt)$, Eq. (26) can be written as a system of two first-order ordinary differential equations

$$\frac{d}{dt} \begin{bmatrix} x_1 \\ x_2 \end{bmatrix} = \begin{bmatrix} 0 & 1 \\ -f(t) & 0 \end{bmatrix} \begin{bmatrix} x_1 \\ x_2 \end{bmatrix} \quad (27)$$

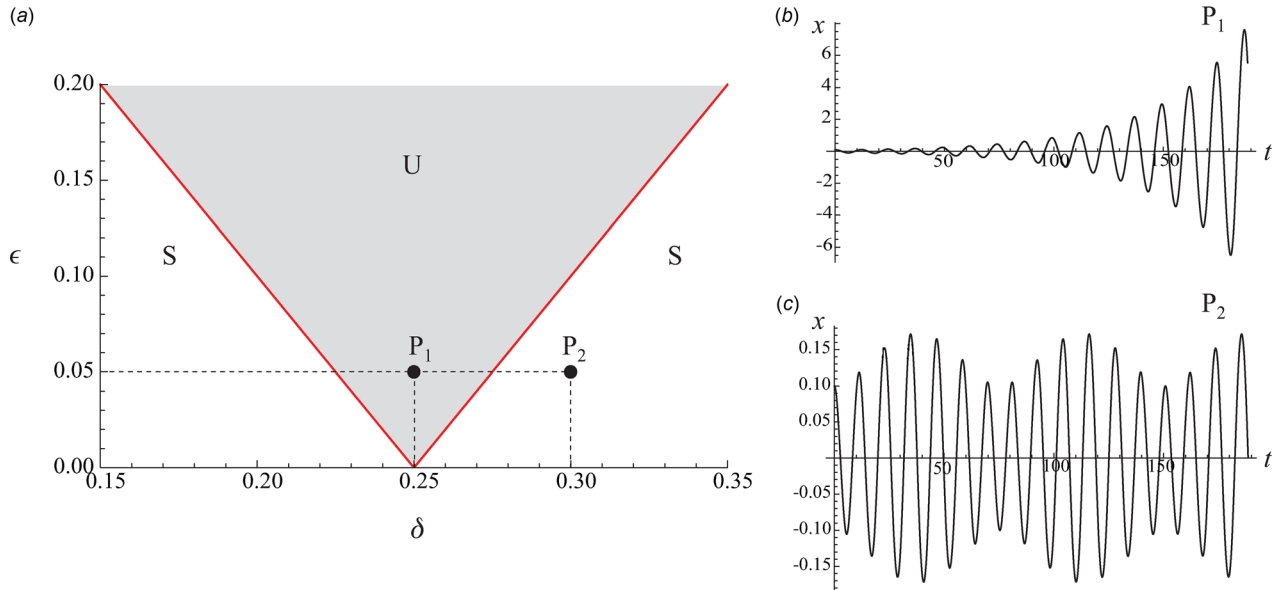


Fig. 2 (a) Two transition curves of Mathieu's equation for the first region of instability called a tongue for an undamped case (solid line), Eq. (25), (b) example of motion of point P1 located inside the tongue, and (c) example of motion of point P2 located outside the tongue

Next, a fundamental solution matrix out of two solution vectors, $\begin{bmatrix} x_{11}(t) \\ x_{12}(t) \end{bmatrix}$ and $\begin{bmatrix} x_{21}(t) \\ x_{22}(t) \end{bmatrix}$ is constructed, satisfying the initial conditions

$$\begin{bmatrix} x_{11}(0) \\ x_{12}(0) \end{bmatrix} = \begin{bmatrix} 1 \\ 0 \end{bmatrix}, \quad \begin{bmatrix} x_{21}(0) \\ x_{22}(0) \end{bmatrix} = \begin{bmatrix} 0 \\ 1 \end{bmatrix} \quad (28)$$

The matrix C is the evaluation of the fundamental solution matrix at time T

$$C = \begin{bmatrix} x_{11}(T) & x_{21}(T) \\ x_{12}(T) & x_{22}(T) \end{bmatrix} \quad (29)$$

From Floquet theory [1], it is known that stability is determined by the eigenvalues (characteristic multipliers) of C

$$\lambda^2 - (\text{tr}C)\lambda + \det C = 0 \quad (30)$$

where $\text{tr}C$ and $\det C$ are the trace and determinant of C . Now Eq. (26) has the special property that $\det C = 1$. This may be shown by defining W (the Wronskian) as:

$$W(t) = \det C = x_{11}(t)x_{22}(t) - x_{12}(t)x_{21}(t) \quad (31)$$

Taking the time derivative of W and using Eq. (27) gives that $(dW/dt) = 0$, which implies that $W(t) = \text{constant} = W(0) = 1$. Thus, Eq. (30) can be written down as

$$\lambda^2 - (\text{tr}C)\lambda + 1 = 0 \quad (32)$$

Its solutions are

$$\lambda_{1,2} = \frac{\text{tr}C \pm \sqrt{\text{tr}C^2 - 4}}{2} \quad (33)$$

Floquet theory [1] showed that instability results if either eigenvalue has modulus larger than unity. Thus, if $|\text{tr}C| > 2$, then Eq. (33) gives real roots. But the product of the roots is unity, so if one root has modulus less than unity, the other has modulus greater than unity, with the result that this case is unstable and

corresponds to exponential growth in time. On the other hand, if $|\text{tr}C| < 2$, then Eq. (33) gives a pair of complex conjugate roots. But since their product must be unity, they must both lie on the unit circle, with the result that this case is stable. Note that the stability here is neutral stability not asymptotic stability, since Eq. (26) has no damping. This case corresponds to quasiperiodic behavior in time.

So, the transition from stable to unstable corresponds to those parameter values which give $|\text{tr}C| = 2$. From Eq. (33), if $\text{tr}C = 2$, then $\lambda_{1,2} = 1, 1$ and this corresponds to a periodic solution with period T . On the other hand, if $\text{tr}C = -2$, then $\lambda_{1,2} = -1, -1$. This corresponds to a periodic solution with period $2T$. This analysis gives the important result that on the transition curves in parameter space between stable and unstable, there exist periodic motions of period T or $2T$.

The theory presented in this section can be used as a practical numerical procedure for determining stability of Eq. (26). One needs to begin by numerically integrating the ordinary differential equation for the two initial conditions (28); carry each numerical integration out to time $t = T$ and so obtain $\text{tr}C = x_{11}(T) + x_{22}(T)$; then, $|\text{tr}C| > 2$ is unstable, while $|\text{tr}C| < 2$ is stable. Note that this approach allows one to draw conclusions about large time behavior after numerically integrating for only one forcing period. Without Floquet theory, one would have to numerically integrate out to large time in order to determine if a solution was growing unbounded, especially for systems which are close to a transition curve, in which case the asymptotic growth is very slow.

A stability chart of Mathieu's equation with several tongues obtained by using numerical integration in conjunction with Floquet theory is shown in Fig. 3. Note that there are stable regions in the negative half-plane $\delta < 0$. By choosing parameters so that the system lies in one of these stable regions for negative δ , we may stabilize an equilibrium which is unstable in the unforced system. An example is the periodically forced inverted pendulum discussed in Eq. (4).

3.1.3 Harmonic Balancing. The transition curves (25) found earlier in Sec. 3.1.1 cover the first tongue only. The question that naturally arises is [1]: Why did the perturbation method miss the other tongues of instability? It was because the perturbation method was truncated, neglecting terms of $O(\epsilon^2)$. The other tongues of instability turn out to emerge at higher order truncations

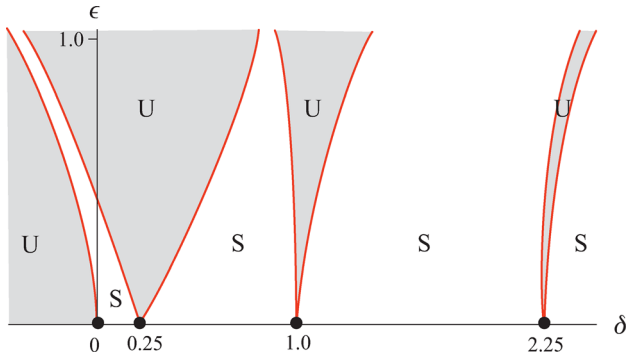


Fig. 3 A stability chart of classical Mathieu's equation (1) obtained by using numerical integration in conjunction with Floquet theory: gray region = unstable (U), white region = stable (S). Thick solid line-transition curves obtained by harmonic balancing, Eqs. (C1)–(C9).

in the various perturbation methods (two variable expansion, averaging, Lie transforms, normal forms, even regular perturbations). In all cases, these methods deliver an expression for a particular transition curve in the form of a power series expansion

$$\delta = \frac{n^2}{4} + \delta_1 \epsilon + \delta_2 \epsilon^2 + \dots \quad (34)$$

Since the period of the forcing function in Eq. (1) is $T = 2\pi$, one may apply the result obtained in Sec. 3.1.2 to conclude that on the transition curves in the δ - ϵ parameter plane, there exist solutions of period 2π or 4π . This motivates us to look for such a solution in the form of a Fourier series [1]

$$x(t) = \sum_{n=0}^{\infty} a_n \cos \frac{nt}{2} + b_n \sin \frac{nt}{2} \quad (35)$$

This series represents a general periodic function with period 4π , and includes functions with period 2π as a special case (when a_{odd} and b_{odd} are zero). Substituting Eq. (35) into Mathieu's equation (1), simplifying the trig and collecting terms with the same angular frequency (a procedure called harmonic balancing), gives four sets of algebraic equations on the coefficients a_{even} , b_{even} , a_{odd} , and b_{odd} . Each set is homogeneous and of infinite order, so for a nontrivial solution the determinants must vanish. This gives four infinite determinants (called Hill's determinants) [1]

$$a_{\text{even}} : \begin{vmatrix} \delta & \epsilon/2 & 0 & 0 \\ \epsilon & \delta - 1 & \epsilon/2 & 0 \\ 0 & \epsilon/2 & \delta - 4 & \epsilon/2 \\ & & \dots & \dots \end{vmatrix} = 0 \quad (36)$$

$$b_{\text{even}} : \begin{vmatrix} \delta - 1 & \epsilon/2 & 0 & 0 \\ \epsilon/2 & \delta - 4 & \epsilon/2 & 0 \\ 0 & \epsilon/2 & \delta - 9 & \epsilon/2 \\ & & \dots & \dots \end{vmatrix} = 0 \quad (37)$$

$$a_{\text{odd}} : \begin{vmatrix} \delta - 1/4 + \epsilon/2 & \epsilon/2 & 0 & 0 \\ \epsilon/2 & \delta - 9/4 & \epsilon/2 & 0 \\ 0 & \epsilon/2 & \delta - 25/4 & \epsilon/2 \\ & & \dots & \dots \end{vmatrix} = 0 \quad (38)$$

$$b_{\text{odd}} : \begin{vmatrix} \delta - 1/4 - \epsilon/2 & \epsilon/2 & 0 & 0 \\ \epsilon/2 & \delta - 9/4 & \epsilon/2 & 0 \\ 0 & \epsilon/2 & \delta - 25/4 & \epsilon/2 \\ & & \dots & \dots \end{vmatrix} = 0 \quad (39)$$

In all four determinants, the typical row is of the form

$$\dots \quad 0 \quad \epsilon/2 \quad \delta - n^2/4 \quad \epsilon/2 \quad 0 \quad \dots \quad (40)$$

(except for the first one or two rows).

Each of these four determinants represents a functional relationship between δ and ϵ , which plots as a set of transition curves in the δ - ϵ plane. By setting $\epsilon = 0$ in these determinants, it is easy to see where the associated curves intersect the δ -axis. The transition curves obtained from the a_{even} and b_{even} determinants intersect the δ -axis at $\delta = n^2$, $n = 0, 1, 2, \dots$, while those obtained from the a_{odd} and b_{odd} determinants intersect the δ -axis at $\delta = ((2n+1)^2/4)$, $n = 0, 1, 2, \dots$. For $\epsilon > 0$, each of these points on the δ -axis gives rise to two transition curves, one coming from the associated a determinant, and the other from the b determinant. Thus, there is a tongue of instability emanating from each of the following points on the δ -axis:

$$\delta = \frac{n^2}{4}, \quad n = 0, 1, 2, 3, \dots \quad (41)$$

The $n=0$ case is an exception as only one transition curve emanates from it, as a comparison of Eq. (36) with Eq. (37) will show.

Let us now substitute Eq. (34) for $n=1$ into the a_{odd} determinant (38). Expanding a 3×3 truncation of Eq. (38), one can get (using computer algebra)

$$\begin{aligned} & -\frac{\epsilon^3}{8} - \frac{\delta \epsilon^2}{2} + \frac{13 \epsilon^2}{8} + \frac{\delta^2 \epsilon}{2} - \frac{17 \delta \epsilon}{4} + \frac{225 \epsilon}{32} + \delta^3 \\ & - \frac{35 \delta^2}{4} + \frac{259 \delta}{16} - \frac{225}{64} = 0 \end{aligned} \quad (42)$$

Substituting Eq. (34) with $n=1$ into Eq. (42) and collecting terms gives

$$(12 \delta_1 + 6) \epsilon + \frac{(24 \delta_2 - 16 \delta_1^2 - 8 \delta_1 + 3) \epsilon^2}{2} + \dots \quad (43)$$

Requiring the coefficients of ϵ and ϵ^2 in Eq. (43) to vanish gives

$$\delta_1 = -\frac{1}{2}, \quad \delta_2 = -\frac{1}{8} \quad (44)$$

This process can be continued to any order of truncation. The expansions of the first nine transition curves obtained in this way are given in Appendix C. The transition curves are also plotted in Fig. 3 as the thick lines and are seen to match the numerical solution for the values of ϵ shown.

Note that the procedure presented above is concerned with Eq. (1). However, if one would rather stick to the equation of motion that contains the natural and excitation frequency as in Eq. (3), the procedure presented can be generalized by relating ω_0 to $n\Omega/2$ (i.e., ω_0^2 to $(n\Omega/2)^2$) starting from Eq. (1) instead of relating δ to $n^2/4$.

3.2 The Case With Linear Viscous Damping. In this section, we investigate the effect that damping has on the transition curves of Mathieu's equation by applying the two variable expansion method to the following equation, known as the damped Mathieu equation [1]:

$$\frac{d^2 x}{dt^2} + c \frac{dx}{dt} + (\delta + \epsilon \cos t)x = 0 \quad (45)$$

In order to apply the perturbation method, the damping coefficient c is also rescaled to be $O(\epsilon)$

$$c = \epsilon \mu \quad (46)$$

The same algorithm used earlier in Sec. 3.1.1 is also utilized here so that Eq. (45) becomes

$$\frac{\partial^2 x}{\partial \xi^2} + 2\epsilon \frac{\partial^2 x}{\partial \xi \partial \eta} + \epsilon^2 \frac{\partial^2 x}{\partial \eta^2} + \epsilon \mu \left(\frac{\partial x}{\partial \xi} + \epsilon \frac{\partial x}{\partial \eta} \right) + (\delta + \epsilon \cos \xi)x = 0 \quad (47)$$

Now, x is expanded as in Eq. (13) and δ as in Eq. (22). As a result, Eq. (23) gets an additional term

$$\frac{\partial^2 x_1}{\partial \xi^2} + \frac{1}{4}x_1 = -2 \frac{\partial^2 x_0}{\partial \xi \partial \eta} - x_0 \cos \xi - \delta_1 x_0 - \mu \frac{\partial x_0}{\partial \xi} \quad (48)$$

which results in two additional terms appearing in the slow flow Eq. (24)

$$\frac{dA}{d\eta} = -\frac{\mu}{2}A + \left(\delta_1 - \frac{1}{2} \right)B, \quad \frac{dB}{d\eta} = -\left(\delta_1 + \frac{1}{2} \right)A - \frac{\mu}{2}B \quad (49)$$

Equations (49) represent a linear constant coefficient system, which may be solved by assuming a solution in the form $A(\eta) = A_0 \exp(\lambda\eta)$, $B(\eta) = B_0 \exp(\lambda\eta)$. For nontrivial constants A_0 and B_0 , the following determinant must vanish:

$$\begin{vmatrix} -\frac{\mu}{2} - \lambda & -\frac{1}{2} + \delta_1 \\ -\frac{1}{2} - \delta_1 & -\frac{\mu}{2} - \lambda \end{vmatrix} = 0 \Rightarrow \lambda = -\frac{\mu}{2} \pm \sqrt{-\delta_1^2 + \frac{1}{4}} \quad (50)$$

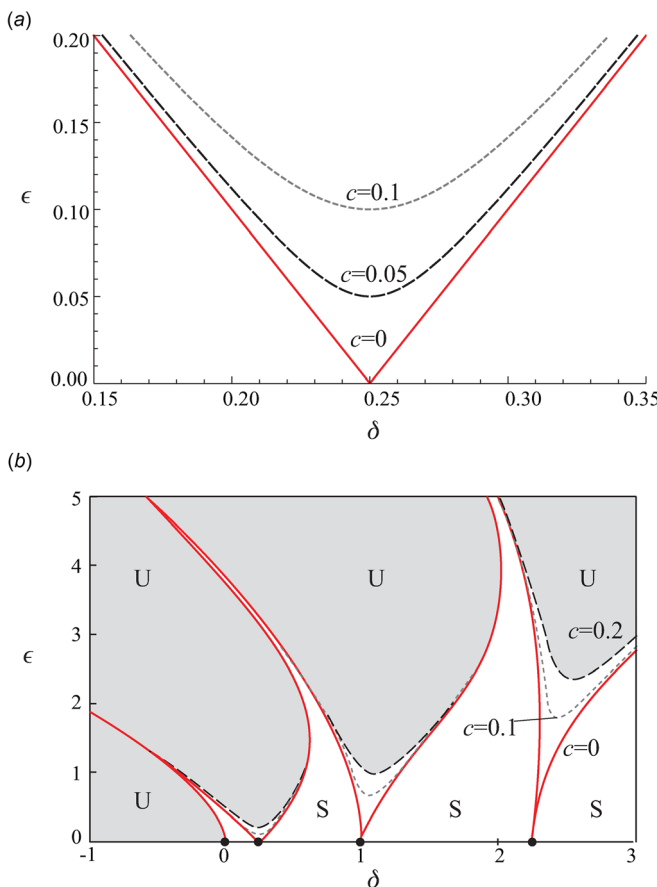


Fig. 4 (a) Analytically obtained transition curves of Mathieu's equation for the first tongue for an undamped case (solid line), Eq. (25) and the case with linear viscous damping (dashed line), Eq. (52) and (b) numerically obtained stability chart of damped Mathieu's equation, Eq. (45)

For the transition between stable and unstable, one should set $\lambda = 0$, deriving the following value for δ_1

$$\delta_1 = \pm \frac{\sqrt{1 - \mu^2}}{2} \quad (51)$$

This gives the following expressions for the $n=1$ transition curves:

$$\delta = \frac{1}{4} \pm \epsilon \frac{\sqrt{1 - \mu^2}}{2} + O(\epsilon^2) = \frac{1}{4} \pm \frac{\sqrt{\epsilon^2 - c^2}}{2} + O(\epsilon^2) \quad (52)$$

Equation (52) predicts that for a given value of c , there is a minimum value of ϵ which is required for instability to occur. The $n=1$ tongue, which for $c=0$ emanates from the δ -axis, becomes detached from the δ -axis for $c>0$. Figure 4(a) contains the transition curves (52) for the first tongue both for the undamped and damped case—it is clearly seen how the tongue shifts up due to the existence of linear viscous damping. In order to determine the transition curves for other regions, one can use the same approach, but substitute Eq. (34) into Eq. (47).

The stability chart of the damped Mathieu equation (45) is obtained numerically based on Floquet theory and presented in Fig. 4(b). It enables one to compare it with the undamped case for several instability tongues. Note that in this case, one of the characteristic multipliers is always located within the unit circle and both characteristic multipliers can never cross the unit circle at the same time. The system can be asymptotically stable with $|\lambda_2| \leq |\lambda_1| < 1$. Thus, in the damped Mathieu equation (45), cyclic-fold or period-doubling bifurcations may occur. The transition curves of the odd regions (first, second) are associated with period-doubling bifurcations, while the transition curves of the even regions are related to cyclic-fold bifurcations [27].

4 Mathieu's Equation With Nonlinearities

4.1 Geometric Nonlinearity. It is shown in Fig. 2 that an unbounded solution to Mathieu's equation (1) can result from resonances between the forcing frequency and the oscillator's unforced natural frequency. However, nonlinear systems do not exhibit unbounded behavior. The difference lies in the fact that Mathieu's equation is linear. The effects of nonlinearity can be explained as follows: as the resonance causes the amplitude of the motion to increase, the relation between period and amplitude (which is a characteristic effect of nonlinearity—see, for example, Ref. [28]) causes the resonance to detune, decreasing its tendency to produce large motions.

A more realistic model can be obtained by including nonlinear terms in Mathieu's equation. For example, in the case of the vertically driven pendulum (Fig. 1(a)), after expanding $\sin x$ from Eq. (2) in a Taylor series, one can derive [1]

$$\frac{d^2 x}{dt^2} + \left(\frac{g}{L} - \frac{A\omega^2}{L} \cos \omega t \right) \left(x - \frac{x^3}{6} + \dots \right) = 0 \quad (53)$$

Now, if we rescale time by $\tau = \omega t$ and set $\delta = (g/\omega^2 L)$ and $\epsilon = (A/L)$, we get

$$\frac{d^2 x}{d\tau^2} + (\delta - \epsilon \cos \tau) \left(x - \frac{x^3}{6} + \dots \right) = 0 \quad (54)$$

Next, if we scale x by $x = \sqrt{\epsilon}y$ and neglect terms of $O(\epsilon^2)$, we obtain

$$\frac{d^2 y}{d\tau^2} + (\delta - \epsilon \cos \tau)y - \epsilon \frac{\delta}{6} y^3 + O(\epsilon^2) = 0 \quad (55)$$

Motivated by this example, in this section, we study the following nonlinear Mathieu equation:

$$\frac{d^2x}{dt^2} + (\delta + \epsilon \cos t)x + \epsilon \alpha x^3 = 0 \quad (56)$$

This can be referred to as the Mathieu–Duffing equation as it contains a cubic nonlinear term, which is associated with the Duffing equation [29].

One can once again use the two variable expansion method to treat this equation. Using the same setup that we did earlier in Sec. 3, Eq. (56) becomes

$$\frac{\partial^2 x}{\partial \xi^2} + 2\epsilon \frac{\partial^2 x}{\partial \xi \partial \eta} + \epsilon^2 \frac{\partial^2 x}{\partial \eta^2} + (\delta + \epsilon \cos \xi)x + \epsilon \alpha x^3 = 0 \quad (57)$$

Expanding x as in Eq. (13) and δ as in Eq. (22), and one finds that Eq. (23) gets an additional term

$$\frac{\partial^2 x_1}{\partial \xi^2} + \frac{1}{4}x_1 = -2 \frac{\partial^2 x_0}{\partial \xi \partial \eta} - x_0 \cos \xi - \delta_1 x_0 - \alpha x_0^3 \quad (58)$$

where x_0 is of the form

$$x_0(\xi, \eta) = A(\eta) \cos \frac{\xi}{2} + B(\eta) \sin \frac{\xi}{2} \quad (59)$$

Removal of resonant terms in Eq. (58) results in the appearance of some additional cubic terms in the slow flow Eq. (24)

$$\begin{aligned} \frac{dA}{d\eta} &= \left(\delta_1 - \frac{1}{2} \right) B + \frac{3\alpha}{4} B(A^2 + B^2), \\ \frac{dB}{d\eta} &= - \left(\delta_1 + \frac{1}{2} \right) A - \frac{3\alpha}{4} A(A^2 + B^2) \end{aligned} \quad (60)$$

In order to solve these equations, one can turn to polar coordinates in the A - B phase plane, introducing

$$A = R \cos \theta, \quad B = R \sin \theta \quad (61)$$

Equations (61) and (59) give now the following alternate expression for x_0 :

$$x_0(\xi, \eta) = R(\eta) \cos \left(\frac{\xi}{2} - \theta(\eta) \right) \quad (62)$$

Substituting Eq. (61) into the slow flow (60) gives

$$\frac{dR}{d\eta} = -\frac{R}{2} \sin 2\theta, \quad \frac{d\theta}{d\eta} = -\delta_1 - \frac{\cos 2\theta}{2} - \frac{3\alpha}{4} R^2 \quad (63)$$

Equilibria of the slow flow (63) are considered now. From Eq. (62), a solution in which R and θ are constant in slow time η represents a periodic motion of the nonlinear Mathieu equation (56), which has one half the frequency of the forcing function, that is, such a motion is a 2:1 subharmonic motion. Such slow flow equilibria satisfy the equations

$$-\frac{R}{2} \sin 2\theta = 0, \quad -\delta_1 - \frac{\cos 2\theta}{2} - \frac{3\alpha}{4} R^2 = 0 \quad (64)$$

Ignoring the trivial solution $R = 0$, the first equation of Eq. (64) requires $\sin 2\theta = 0$ or $\theta = 0, (\pi/2), \pi$ or $(3\pi/2)$. Solving the second equation of Eq. (64) for R^2 , one can get

$$R^2 = -\frac{4}{3\alpha} \left(\frac{\cos 2\theta}{2} + \delta_1 \right) \quad (65)$$

For a nontrivial real solution, one requires that $R^2 > 0$. Let us assume that the nonlinearity parameter $\alpha > 0$, which corresponds to the case of hardening Duffing nonlinearity [29]. Then in the

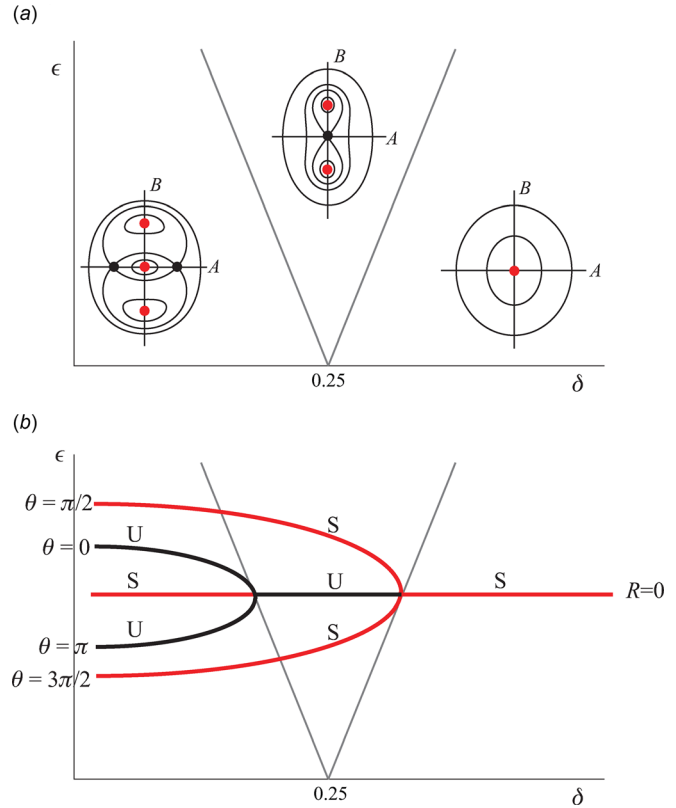


Fig. 5 The δ - ϵ plane of Mathieu's equation with cubic geometric nonlinearity, Eq. (56): (a) existence of different equilibria and (b) bifurcations

case of $\theta = 0$ or π , $\cos 2\theta = 1$ and nontrivial equilibria exist only for $\delta_1 < -(1/2)$. On the other hand, for $\theta = (\pi/2)$ or $(3\pi/2)$, $\cos 2\theta = -1$ and nontrivial equilibria require $\delta_1 < (1/2)$. These cases with different equilibria are illustrated in Fig. 5(a). Since $\delta_1 = \pm(1/2)$ corresponds to transition curves for the stability of the trivial solution, the analysis predicts that bifurcations occur as one crosses the transition curves in the δ - ϵ plane. That is, imagine quasistatically decreasing the parameter δ while ϵ is kept fixed, and moving through the $n = 1$ tongue emanating from the point $\delta = (1/4)$ on the δ -axis. As δ decreases across the right transition curve, the trivial solution $x = 0$ becomes unstable and simultaneously a stable 2:1 subharmonic motion is born. This motion grows in amplitude as δ continues to decrease. When the left transition curve is crossed, the trivial solution becomes stable again, and an unstable 2:1 subharmonic is born. This scenario can be pictured as involving two pitchfork bifurcations, which is illustrated in Fig. 5(b).

If the nonlinearity parameter $\alpha < 0$, a similar sequence of bifurcations occurs, except in this case the subharmonic motions are born as δ increases quasistatically through the $n = 1$ tongue.

4.2 Damping Nonlinearity. This section is concerned with quadratically damped Mathieu's equation

$$\frac{d^2x}{dt^2} + \frac{dx}{dt} \left| \frac{dx}{dt} \right| + (\delta + \epsilon \cos t)x = 0 \quad (66)$$

This equation of motion governs the dynamics of a cable towed by a submarine, and its derivation and physical interpretations are given in Ref. [30].

Equation (66) admits the exact solution $x = 0$, and its stability is governed by the classical Mathieu equation (1). Although the linear theory predicts that inside its tongues the motion will be unbounded, the existence of the nonlinear term in Eq. (66) causes

the resonance to detune as the amplitude of x grows. As a result, a periodic motion having finite amplitude is created inside the tongues, at least for small ϵ .

So, for small values of the parameter ϵ , the method of averaging can be used to obtain approximate expressions for periodic solutions to the nonlinear equation (66). Inside the first tongue, a detuning parameter is introduced as follows:

$$\delta = \frac{1}{4} + \epsilon \delta_1 \quad (67)$$

and a solution is assumed in the form

$$x(t) = R \cos\left(\frac{t}{2} + \psi\right) \quad (68)$$

where R and ψ are slowly varying in time t . The method of averaging gives the following expressions for them, and this corresponds to stable periodic motion:

$$R = \frac{3\pi}{4} \sqrt{1 - 4\delta_1^2}, \quad \psi = \frac{1}{2} \cos^{-1}(-2\delta_1) \quad (69)$$

This result states that there is an attractive period-2 subharmonic motion inside the first tongue for small ϵ .

Let us not carry out this analysis for the second tongue. In this case, it is necessary to include terms of order ϵ^2 and the detuning takes the form

$$\delta = 1 + \epsilon \delta_1 + \epsilon^2 \delta_2 \quad (70)$$

Equation (66) becomes

$$\ddot{x} + x = -\epsilon G_1 - \epsilon^2 G_2 \quad (71)$$

$$G_1 = \delta_1 x + x \cos t + \dot{x}^2 \text{sgn}(\dot{x}) \quad (72)$$

$$G_2 = \delta_2 x \quad (73)$$

For $\epsilon=0$, Eq. (71) has the solution

$$x(t) = R \cos(t + \psi) \quad (74)$$

$$\dot{x}(t) = -R \sin(t + \psi) \quad (75)$$

This solution is the basis for the variation of parameters, which yields to the following slow flow equations:

$$\dot{R} = \epsilon G_1 \sin(t + \psi) + \epsilon^2 G_2 \sin(t + \psi) \quad (76)$$

$$R\dot{\psi} = \epsilon G_1 \cos(t + \psi) + \epsilon^2 G_2 \cos(t + \psi) \quad (77)$$

Further, a near identity transformation is introduced in the form

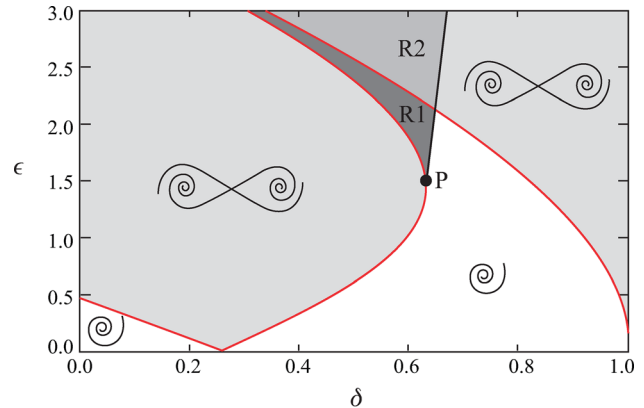
$$R = a + \epsilon W_1(a, \psi, t) + \epsilon^2 V_1(a, \psi, t) + \dots \quad (78)$$

$$\psi = \psi + \epsilon W_2(a, \psi, t) + \epsilon^2 V_2(a, \psi, t) + \dots \quad (79)$$

where W_1 , W_2 , V_1 , and V_2 are called generating functions chosen to make the transformed equations on a and new ψ as simple as possible.

In order to deal with the signum function in Eq. (72), it is expanded into a Fourier sine series

$$\text{sgn}(\sin(t + \psi)) = \frac{4}{\pi} \sum_{n=1}^{\infty} \frac{1}{2n-1} \sin[(2n-1)(t + \psi)] \quad (80)$$



R1



R2



Fig. 6 Phase portraits of the Poincaré map in the different regions of the parameter plane in a quadratically damped Mathieu equation, Eq. (66)

Carrying out the averaging, the slow equations are found to be

$$\dot{a} = -\epsilon \frac{4a^2}{3\pi} + \epsilon^2 \left(-\frac{a}{8} \sin 2\psi - \frac{a^2 \delta_1}{3\pi} \right) \quad (81)$$

$$\dot{\psi} = \epsilon \frac{\delta_1}{2} + \epsilon^2 \left(-\frac{1}{8} \cos 2\psi + \frac{\delta_2}{2} - \frac{\delta_1^2}{8} - \frac{Qa^2}{\pi^2} - \frac{1}{12} \right) \quad (82)$$

where Q is a constant that depends on the order of truncation of the Fourier series. Numerical results indicate that Q converges to a value near 1.05261. However, its precise value is not of importance as it appears in a higher order term in the slow flow equations. Based on the previous equations, the following fixed points are obtained:

$$a = -\epsilon \frac{\pi}{32} \sqrt{5 + 48\delta_2 - 144\delta_2^2} \quad (83)$$

$$\psi = \frac{1}{2} \cos^{-1} \left[\frac{2}{3} (6\delta_2 - 1) \right] \quad (84)$$

These expressions describe two fixed points. Unlike in the first-order averaging near the first tongue, the amplitude of the limit cycles in this second tongue depends on the value of the parameter ϵ .

In Ref. [31], numerical investigations of the quadratically damped Mathieu equation (66) are accomplished by generating a Poincaré map corresponding to a surface of section $t=0 \text{ mod } 2\pi$. A variety of periodic motions are observed, depending upon the location in the δ - ϵ parameter plane. Figure 6 shows schematically the different Poincaré map portraits that are exhibited by Eq. (66). Outside the instability regions, the origin is always stable, as indicated by a lone spiral to the origin. Inside the instability regions, the origin is unstable, as indicated by a saddle-like x at the origin. Inside the 2:1 region, the two spiral singularities in the Poincaré map represent a single period 4π motion, whereas in the 1:1

region, they represent two period 2π motions. As the 2:1 region is exited above point P into the region marked R1, a subcritical pitchfork bifurcation occurs. In this case, the origin becomes stable and an unstable 2:1 subharmonic periodic motion is created. As region R1 is exited into region R2, the 1:1 transition curve is crossed, and the expected supercritical pitchfork bifurcation curve takes place at the origin. The origin once more becomes unstable, while two stable period 2π motions are born out of the origin. The most interesting feature displayed in Fig. 6 corresponds to what happens when one moves from either of regions R1 or R2 downward across the nearly straight line bifurcation curve emanating from point P. In this case, the two coexisting outermost periodic orbits—the stable and unstable period 4π orbits—coalesce and are destroyed in a saddle-node bifurcation. It is seen that this saddle-node bifurcation does not take place at the origin. An analytic approximation for this curve on which this secondary bifurcation takes place is obtained in Ref. [31]. This involved perturbing directly off of Mathieu's equation and using Mathieu functions instead of the usual sines and cosines. An interesting feature of this method is its semi-analytical nature. Because Mathieu functions do not have closed-form representations that are easy to manipulate, the method needed to be executed semi-analytically, that is, certain integrals had to be evaluated by numerical quadrature. When combined with Padé approximants, the perturbation method recovered an acceptable approximation to the secondary bifurcation curve in a neighborhood of point P.

5 Mathieu's Equation With Delay

In this section, we consider a delayed Mathieu equation. Adding a delay to a differential equation increases the dimensionality of the system, which makes the investigations of delay differential equations (DDEs) with analytical methods challenging. In a DDE, the state variables depend not only on the present time but also on a previous time. In this section, we first find the stability charts of the delayed linear Mathieu equation using the two variable method, and then we consider Hopf bifurcation in a delayed nonlinear Mathieu equation.

5.1 Delayed Linear Mathieu's Equation. The delayed linear Mathieu equation under consideration is given by

$$\ddot{x} + \epsilon \mu \dot{x} + (\delta + \epsilon \alpha \cos t)x = bx(t - \tau) \quad (85)$$

where τ is the delay and $b = \epsilon\beta$ is the corresponding constant coefficient in front of the delayed term.

The objective here is to determine the stability chart that corresponds to the 2:1 parametric resonance, which emanates from $\delta = 1/4$. Hence, this value is perturbed off as follows:

$$\delta = \frac{1}{4} + \epsilon \delta_1 \quad (86)$$

The two variable expansion method is to be used further. The solution is, thus, assumed to depend on two time variables: $x(\xi, \eta)$, where $\xi = t$ and $\eta = \epsilon t$. Then, one has

$$x_d = x(t - \tau) = x(\xi - \tau, \eta - \epsilon\tau) \quad (87)$$

Dropping terms of $O(\epsilon^2)$, Eq. (85) becomes

$$\frac{\partial^2 x}{\partial \xi^2} + 2\epsilon \frac{\partial^2 x}{\partial \xi \partial \eta} + \epsilon \mu \frac{\partial x}{\partial \xi} + (\delta + \epsilon \alpha \cos \xi)x = \epsilon \beta x(\xi - \tau, \eta - \epsilon\tau) \quad (88)$$

Expanding x in a power series in ϵ , $x = x_0 + \epsilon x_1 + O(\epsilon^2)$, and collecting terms, one can obtain

$$\frac{\partial^2 x_0}{\partial \xi^2} + \frac{1}{4} x_0 = 0 \quad (89)$$

$$\begin{aligned} \frac{\partial^2 x_1}{\partial \xi^2} + \frac{1}{4} x_1 = & -2 \frac{\partial^2 x_0}{\partial \xi \partial \eta} - \mu \frac{\partial x_0}{\partial \xi} - \delta_1 x_0 - \alpha x_0 \cos \xi \\ & + \beta x_0(\xi - \tau, \eta - \epsilon\tau) \end{aligned} \quad (90)$$

The solution of Eq. (89) can be expressed as

$$x_0(\xi, \eta) = A(\eta) \cos \frac{\xi}{2} + B(\eta) \sin \frac{\xi}{2} \quad (91)$$

Equation (90) requires the term $x_0(\xi - \tau, \eta - \epsilon\tau)$ to be determined

$$x_0(\xi - \tau, \eta - \epsilon\tau) = A_d \cos \frac{(\xi - \tau)}{2} + B_d \sin \frac{(\xi - \tau)}{2} \quad (92)$$

where $A_d = A(\eta - \epsilon\tau)$ and $B_d = B(\eta - \epsilon\tau)$.

Substituting Eqs. (91) and (92) into Eq. (90) and eliminating resonant terms, the following is derived for the slow flow:

$$\frac{dA}{d\eta} = -\frac{\mu}{2} A + \left[-\frac{\alpha}{2} + \delta_1 \right] B - \beta A_d \sin \frac{\tau}{2} - \beta B_d \cos \frac{\tau}{2} \quad (93)$$

$$\frac{dB}{d\eta} = \left[-\frac{\alpha}{2} - \delta_1 \right] A - \frac{\mu}{2} B + \beta A_d \cos \frac{\tau}{2} - \beta B_d \sin \frac{\tau}{2} \quad (94)$$

Equations (93) and (94) are a linear constant coefficient system, which may be solved by assuming a solution in the form

$$\begin{aligned} A &= p \exp(\lambda \eta), & B &= q \exp(\lambda \eta), \\ A_d &= p \exp(\lambda \eta - \epsilon \lambda \tau), & B_d &= q \exp(\lambda \eta - \epsilon \lambda \tau) \end{aligned} \quad (95)$$

where p and q are constants. After substituting them into Eqs. (95), one can derive

$$\begin{aligned} & \begin{bmatrix} -\lambda - \beta \sin \frac{\tau}{2} \exp(-\epsilon \lambda \tau) & -\beta \cos \frac{\tau}{2} \exp(-\epsilon \lambda \tau) + \delta_1 - \frac{\alpha}{2} \\ \beta \cos \frac{\tau}{2} \exp(-\epsilon \lambda \tau) - \delta_1 - \frac{\alpha}{2} & -\lambda - \beta \sin \frac{\tau}{2} \exp(-\epsilon \lambda \tau) \end{bmatrix} \\ & \times \begin{bmatrix} p \\ q \end{bmatrix} = \begin{bmatrix} 0 \\ 0 \end{bmatrix} \end{aligned} \quad (96)$$

For a nontrivial solution (p, q) , we require the determinant to vanish, which yields

$$\begin{aligned} \lambda^2 + 2\beta \sin \frac{\tau}{2} \lambda \exp(-\epsilon \tau \lambda) - 2\beta \delta_1 \cos \frac{\tau}{2} \exp(-\epsilon \tau \lambda) \\ + \beta^2 \exp(-2\epsilon \tau \lambda) + \delta_1^2 - \frac{\alpha^2}{4} = 0 \end{aligned} \quad (97)$$

For the transition between stability and instability, we set $\lambda = 0$, giving the following value for δ_1 :

$$\delta_1 = \beta \cos \frac{\tau}{2} \pm \frac{1}{2} \sqrt{\alpha^2 - \left(\mu + 2\beta \sin \frac{\tau}{2} \right)^2} \quad (98)$$

This further gives the following expression for the transition curves of the 2:1 resonance tongue:

$$\delta = \frac{1}{4} + \epsilon \beta \cos \frac{\tau}{2} \pm \frac{\epsilon}{2} \sqrt{\alpha^2 - \left(\mu + 2\beta \sin \frac{\tau}{2} \right)^2} \quad (99)$$

The delay term in Eq. (85) produces an effective damping effect [32], where the instability tongue detaches from the δ -axis as in

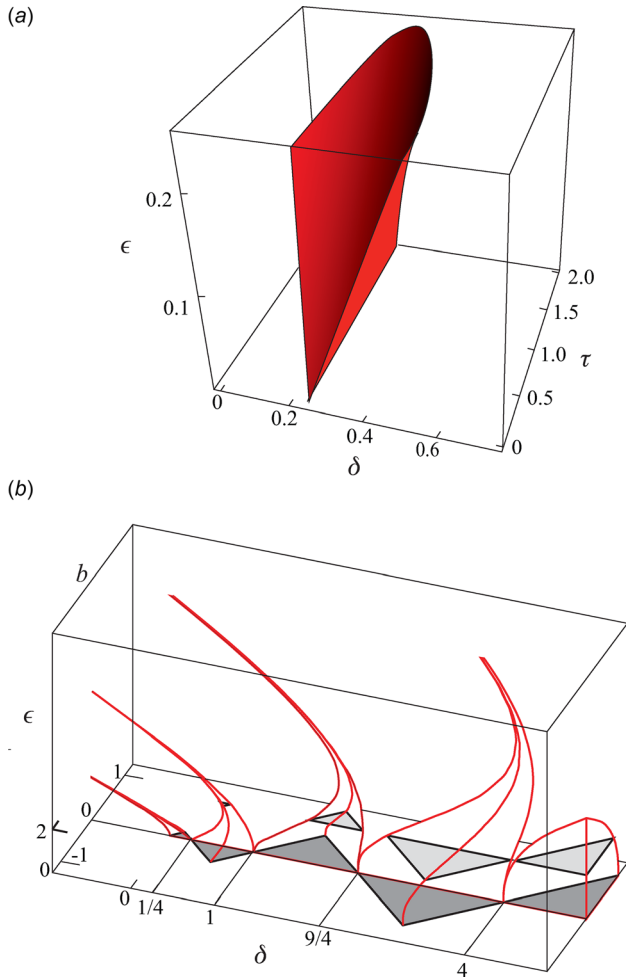


Fig. 7 (a) First instability tongue in the parameter space (δ, τ, ϵ) , Eq. (99), for $\beta = 3/5, \alpha = 1, \mu = 0$ and (b) three-dimensional stability chart in the parameter space (δ, b, ϵ) of the delayed undamped Mathieu equation with $\tau = 2\pi$, redrawn based on Ref. [33] (adapted from Ref. [32] with permission from The Royal Society)

the case of a linearly viscously damped Mathieu equation ($\beta = 0$). Figure 7(a) shows a three-dimensional (3D) plot of the first tongue in the parameter space (δ, τ, ϵ) for the undamped case $\mu = 0$. Figure 7(b) also has a form of a three-dimensional stability chart in the parameter space (δ, b, ϵ) of the delayed undamped Mathieu equation with $\tau = 2\pi$, which is redrawn based on the one obtained in Ref. [33] by utilizing the method of exponential multipliers. The shaded triangles are stable and represent the intersections of the regions outside the instability tongues with the planes $\epsilon = 0$ and $\epsilon = 2$.

Numerical techniques for stability analysis of DDEs using infinite dimensional Floquet theory have also been developed, where the Floquet transition matrix becomes a compact infinite dimensional monodromy operator. A basis of expansion is chosen and the operator is then approximated in a finite number of dimensions as a square matrix whose eigenvalues or Floquet multipliers determine the stability of the DDE. Such techniques include temporal finite element analysis and Chebyshev polynomial expansion [34]. In contrast to perturbation methods, these techniques do not require the parameters to be small. The temporal finite element analysis method consists of using finite elements in time, arranged so that the position and velocity at the beginning and end of each element is matched to the corresponding values one period earlier. The solution on each element is written as a linear combination of polynomials (trial functions). In the Chebyshev polynomial

expansion method, the DDE is written in the form of an integral equation, and the state vector, the periodic coefficients, and the initial function are all expressed as shifted Chebyshev polynomials. The method results in a finite-dimensional operator that relates the Chebyshev coefficient vector in a given time interval to that in the previous interval.

5.2 Delayed Nonlinear Mathieu's Equation. Now, we show the effect of adding delay to a nonlinear Mathieu equation, in particular the occurrence of Hopf bifurcation in such a system. We consider the following delayed nonlinear Mathieu equation:

$$\ddot{x} + (\delta + \epsilon \alpha \cos t)x + \epsilon \gamma x^3 = \epsilon \beta x(t - \tau) \quad (100)$$

and we investigate the occurrence of Hopf bifurcation using the two variable expansion method. The solution at order ϵ^0 takes the form of Eq. (91).

Carrying out the method as in Sec. 5.1, we end up with the following slow flow:

$$\frac{dA}{d\eta} = \left[\frac{3}{4} \gamma (A^2 + B^2) - \frac{\alpha}{2} + \delta_1 \right] B - \beta A_d \sin \frac{\tau}{2} - \beta B_d \cos \frac{\tau}{2} \quad (101)$$

$$\frac{dB}{d\eta} = \left[-\frac{3}{4} \gamma (A^2 + B^2) - \frac{\alpha}{2} - \delta_1 \right] A + \beta A_d \cos \frac{\tau}{2} - \beta B_d \sin \frac{\tau}{2} \quad (102)$$

Hopf bifurcation occurs when the origin loses stability with birth of a limit cycle. Therefore, to approximate the parameters causing Hopf bifurcation, we linearize Eqs. (101) and (102) about the origin $(0, 0)$, which gives the same equations as Eqs. (93) and (94). We then proceed as in Sec. 5.1, and set $\lambda = i\omega$ for a Hopf bifurcation and use Euler's formula $\exp(-i\omega\epsilon\tau) = \cos(\omega\epsilon\tau) - i \sin(\omega\epsilon\tau)$. Separating real and imaginary parts, we obtain

$$\begin{aligned} & \beta^2 \left(\sin \frac{\tau}{2} \right)^2 \cos(2\epsilon\tau\omega) + \beta^2 \left(\cos \frac{\tau}{2} \right)^2 \cos(2\epsilon\tau\omega) \\ & + 2\beta\omega \sin \frac{\tau}{2} \sin(\epsilon\tau\omega) - 2\delta_1 \beta \cos \frac{\tau}{2} \cos(\epsilon\tau\omega) \\ & - \omega^2 - \frac{\alpha^2}{4} + \delta_1^2 = 0 \end{aligned} \quad (103)$$

$$\begin{aligned} & -\beta^2 \left(\sin \frac{\tau}{2} \right)^2 \sin(2\epsilon\tau\omega) - \beta^2 \left(\cos \frac{\tau}{2} \right)^2 \sin(2\epsilon\tau\omega) \\ & + 2\delta_1 \beta \cos \frac{\tau}{2} \sin(\epsilon\tau\omega) + 2\beta\omega \sin \frac{\tau}{2} \cos(\epsilon\tau\omega) = 0 \end{aligned} \quad (104)$$

In this analysis, we do not approximate the delayed variable such that

$$A_d = A(\eta - \epsilon\tau) \approx A(\eta) + O(\epsilon), \quad B_d = B(\eta - \epsilon\tau) \approx B(\eta) + O(\epsilon)$$

as in many authors' works (see, for example, Morrison and Rand [32], Atay [35], and Wirkus and Rand [36]), which results in the slow flow being ODEs rather than DDEs. It is argued that such a step is justified if the product $\epsilon\tau$ is small. Here, instead we retain the delayed variables A_d, B_d in the slow flows Eqs. (93), (94) and Eqs. (101), (102), as in Ref. [37]. Next, the two characteristic Eqs. (103) and (104) are solved for the pair (ω, τ) . A perturbation schema is used by setting

$$\omega_{cr} = \sum_{n=0}^N \epsilon^n \omega_n = \omega_0 + \epsilon \omega_1 + \epsilon^2 \omega_2 + \dots \quad (105)$$

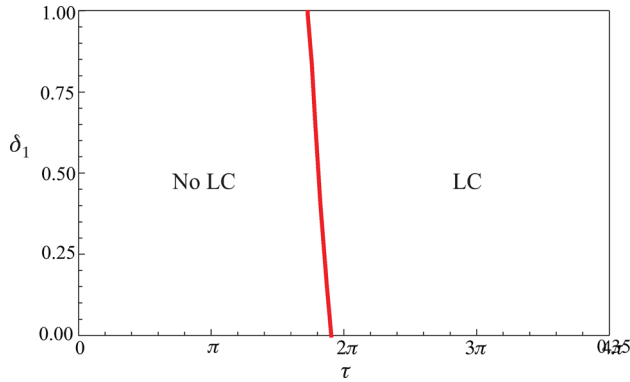


Fig. 8 Hopf bifurcation curve, Eq. (106), for $\epsilon = 0.05$, $\beta = 3/5$, $\alpha = 1$. LC = limit cycle, No LC = no limit cycle.

$$\tau_{cr} = \sum_{n=0}^N \epsilon^n \tau_n = \tau_0 + \epsilon \tau_1 + \epsilon^2 \tau_2 + \dots \quad (106)$$

After inserting Eqs. (105) and (106) into Eqs. (103) and (104), and Taylor expanding the trig functions with respect to the small parameter $\epsilon \ll 1$, the terms of equal order of ϵ are equated together to obtain the values of ω_n and τ_n , which are given in Appendix D. For the order zero in ϵ , the expressions of ω_0 and τ_0 are as follows:

$$\omega_0 = \frac{\sqrt{(2\beta - \alpha + 2\delta_1)(2\beta + \alpha + 2\delta_1)}}{2} \quad (107)$$

$$\tau_0 = 2\pi \quad (108)$$

and the value of τ_0 corresponds to the critical time delay obtained if the delayed variables A_d and B_d are replaced by A and B resulting in an ODE slow flow, see Ref. [32]. Figure 8 shows the Hopf bifurcation curve, Eq. (106), up to order ϵ^3 for the fixed parameters $\epsilon = 0.05$, $\beta = 3/5$, $\alpha = 1$. Adding delay to a nonlinear Mathieu equation results in creating a limit cycle for some delay parameter values.

The delayed Mathieu equation has application to the dynamics of the Synchrotron, a circular particle accelerator [38]. As a group of electrons (called a “bunch”) rotates around the accelerator, it leaves an electrical disturbance behind it. The delay term in the governing differential equation comes from the force on the bunch as it passes through its position one cycle earlier.

6 Fractional Mathieu’s Equation

This section is concerned with the Mathieu equation that contains a fractional derivative term $D^\alpha x$ and has the form [39]

$$\ddot{x} + cD^\alpha x + (\delta + \epsilon \cos t)x = 0 \quad (109)$$

The term $D^\alpha x$ is the order α derivative of x , where $0 < \alpha < 1$. As this parameter α varies from 0 to 1, the fractional derivative term actually combines the effects of stiffness and damping into a single term. Its mathematical definition includes the following integral presentation [39,40]:

$$D^\alpha x = \frac{1}{\Gamma(1-\alpha)} \frac{d}{dt} \int_0^t (t-u)^{-\alpha} x(u) du \quad (110)$$

where Γ is the Euler Gamma function. This expression can be simplified by taking $v = t - u$, giving

$$D^\alpha x = \frac{1}{\Gamma(1-\alpha)} \frac{d}{dt} \int_0^t v^{-\alpha} x(t-v) dv \quad (111)$$

Carrying out the differentiation under the integral sign and adopting $x(0) = 0$ [40], the final formula that will be used subsequently is derived

$$D^\alpha x = \frac{1}{\Gamma(1-\alpha)} \int_0^t v^{-\alpha} x'(t-v) dv \quad (112)$$

To obtain approximate expressions for transition curves in the fractional Mathieu equation (109), harmonic balancing is used. From Floquet theory, it is known that on the transition curves, there exist periodic solutions to Eq. (109) with period π or 2π . Thus, in order to obtain an approximation for the first transition curves, we posit a truncated Fourier series

$$x(t) = A \cos \frac{t}{2} + B \sin \frac{t}{2} \quad (113)$$

One can present the integral from Eq. (112) as follows:

$$\begin{aligned} \int_0^t v^{-\alpha} x'(t-v) dv &= \frac{1}{2} \cos \frac{t}{2} \int_0^t \left(B \cos \frac{v}{2} + A \sin \frac{v}{2} \right) dv \\ &\quad + \frac{1}{2} \sin \frac{t}{2} \int_0^t \left(B \sin \frac{v}{2} - A \cos \frac{v}{2} \right) dv \quad (114) \\ &= \frac{1}{2^\alpha} \cos \frac{t}{2} (BI_c + AI_s) + \frac{1}{2^\alpha} \sin \frac{t}{2} (BI_s - AI_c) \quad (115) \end{aligned}$$

where

$$I_c = \int_0^{t/2} w^{-\alpha} \cos w dw, \quad I_s = \int_0^{t/2} w^{-\alpha} \sin w dw \quad (116)$$

These can be evaluated in the limit $t \rightarrow \infty$

$$I_c = \Gamma(1-\alpha) \sin \frac{\alpha\pi}{2}, \quad I_s = \Gamma(1-\alpha) \cos \frac{\alpha\pi}{2} \quad (117)$$

Thus, restricting attention to the large t limit, the following expression for the fractional derivative (109) is derived:

$$\begin{aligned} D^\alpha x &= \frac{1}{2^\alpha} \cos \frac{t}{2} \left(B \sin \frac{\alpha\pi}{2} + A \sin \frac{\alpha\pi}{2} \right) \\ &\quad + \frac{1}{2^\alpha} \sin \frac{t}{2} \left(B \sin \frac{\alpha\pi}{2} - A \sin \frac{\alpha\pi}{2} \right) \quad (118) \end{aligned}$$

Substituting Eqs. (113) and (118) into Eq. (109), collecting the terms as in harmonic balancing, equating to zero coefficients of $\sin(t/2)$ and $\cos(t/2)$, and eliminating A and B from the resulting two equations, the following expression for the first transition curves is obtained:

$$\delta = \frac{1}{4} - \frac{c}{2^\alpha} \cos \frac{\alpha\pi}{2} \pm \frac{\sqrt{2^{2\alpha} \epsilon^2 - 4c^2 \sin^2 \frac{\alpha\pi}{2}}}{2^{\alpha+1}} \quad (119)$$

As a check, one substitutes $\alpha = 1$ in Eq. (119), in which case, the fractional derivative in Eq. (109) becomes an ordinary first derivative and we obtain the damped Mathieu equation (45), while Eq. (119) simplifies to Eq. (52).

The expression for the transition curve (119) indicates that a change in the order α of the fractional derivative affects the shape and location of the transition curves: it moves it along the horizontal axis as the overall stiffness coefficient changes; it also lifts it up as in the case of linear viscous damping (Fig. 9).

It is of interest to find the location of the lowest point on the transition curve, which represents the minimum quantity of

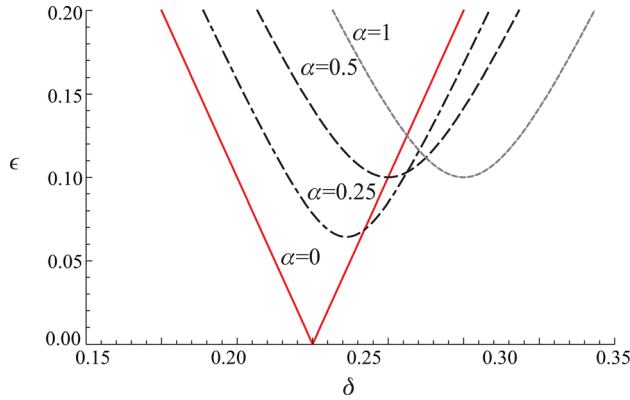


Fig. 9 First transition curves, Eq. (119), in the fractional Mathieu equation, Eq. (109) for $c = 0.1$ and different values of α

forcing amplitude necessary to produce instability. Let us refer to this minimum value of ϵ , for a given value of α , as ϵ_{\min} . Differentiating Eq. (119), one can find this value to be

$$\epsilon_{\min} = c \frac{\sin \frac{\alpha\pi}{2}}{2^{\alpha-1}} \quad (120)$$

which is plotted in Fig. 10. The greatest effect is observed where this curve achieves its maximum, which is obtained for

$$\alpha^* = \frac{2}{\pi} \arctan \frac{\pi}{2 \ln 2} \approx 0.735 \quad (121)$$

yielding $\epsilon^* \approx 1.099c$. Figure 10 also implies that when α lies in the range (0.5, 1), the values for ϵ_{\min} are all greater than the corresponding minimum for the linearly viscously damped Mathieu equation. Thus, the damping effect of the fractional derivative term for $0.5 < \alpha < 1$ is greater than that of the linearly viscously damped Mathieu equation.

In Ref. [41], one more fractional term is added to the Mathieu equation (109)—a fractional delay derivative term $D^\Lambda x(t - \tau)$, so that the governing equation has the form

$$\ddot{x}(t) + cD^\alpha x(t) + (\delta + \epsilon \cos t)x(t) = bD^\Lambda x(t - \tau) \quad (122)$$

where $\tau > 0$ is the time delay, $0 < \alpha < 1$ and $0 < \Lambda < 1$ are fractional orders of $x(t)$ and its delayed value, while b and c are real constants. Using the algorithm presented above, one can derive the following expression for the first transition curves [41]

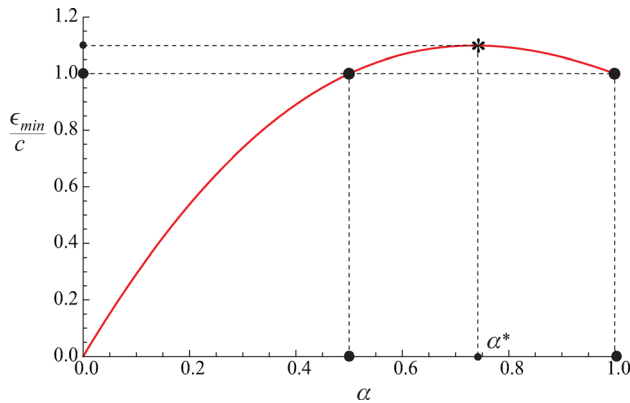


Fig. 10 Plot of the minimum quantity of forcing amplitude ϵ_{\min}/c , Eq. (120) necessary to produce instability as a function of fractional derivative order α

$$\delta = \frac{1}{4} - \frac{c}{2^\alpha} \cos \frac{\alpha\pi}{2} + \frac{b}{2^\Lambda} \cos \frac{\Lambda\pi - \tau}{2} \pm \sqrt{\frac{1}{4} \epsilon^2 - \left(\frac{c}{2^\alpha} \sin \frac{\alpha\pi}{2} - \frac{b}{2^\Lambda} \sin \frac{\Lambda\pi - \tau}{2} \right)^2} \quad (123)$$

This equation reduces to Eq. (119) for $b = 0$ and to Eq. (99) for $\alpha = 1$ and $\Lambda = 0$.

Given the number of the system parameters, one can use them to affect appropriately the shape and location of the transition curves. A minimum of forcing amplitude necessary to produce instability is now given by $\epsilon_{\min} = |2^{1-\alpha}c \sin(\alpha\pi/2) - 2^{1-\Lambda}b \sin(\Lambda\pi - \tau)/2|$.

The greatest effect of the fractional order Λ on it (when other parameters are fixed) occurs for the value that might be expressed as

$$\Lambda^* \approx 0.735 + \frac{\tau}{\pi} \quad (124)$$

where τ should be such that $\Lambda^* < 1$.

Figure 11 illustrates these findings in terms of the first transition curves plotted for the cases related to Eqs. (123) and (124). Two cases shown for different system parameters illustrate that the delay not only can put down (Fig. 11(a)) but also can lift up the transition curves (Fig. 11(b)).

7 Quasiperiodic Mathieu's Equation

In this section, we consider the quasiperiodic Mathieu equation

$$\ddot{x} + (\delta + \epsilon \cos t + \epsilon \cos \omega t)x = 0 \quad (125)$$

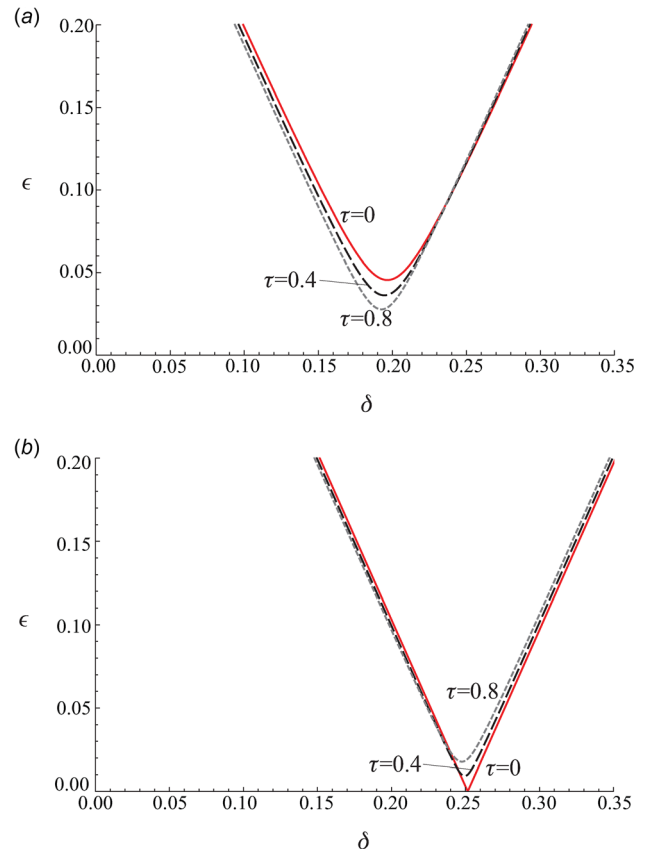


Fig. 11 First transition curves, Eq. (123), for the Mathieu equation with two fractional terms and delay, Eq. (122) for $b = c = 0.1$, different values of τ , Λ^* satisfying Eq. (124) and: (a) $\alpha = 0.25$ and (b) $\alpha = 0.75$

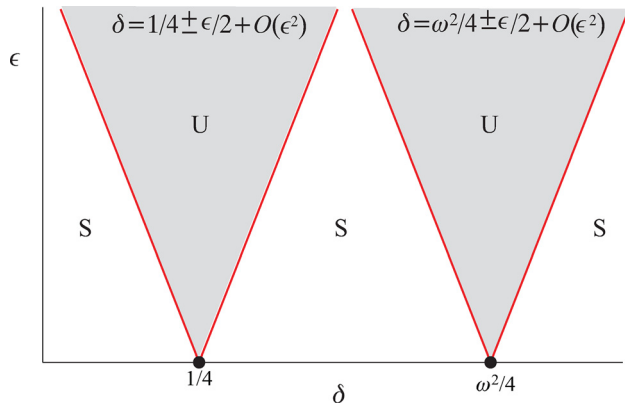


Fig. 12 As a first approximation, we may think of the instabilities occurring in Eq. (125) as consisting of the union of the instabilities in Eqs. (126) and (127)

For a given set of parameters $(\delta, \omega, \epsilon)$, Eq. (125) is said to be stable (S) if all solutions are bounded, and unstable (U) otherwise.

As a first approximation, we may think of the instabilities occurring in Eq. (125) as consisting of the union of the instabilities of each of the two equations

$$\ddot{x} + (\delta + \epsilon \cos t)x = 0 \quad (126)$$

and

$$\ddot{x} + (\delta + \epsilon \cos \omega t)x = 0 \quad (127)$$

See Fig. 12 where ω is fixed and ϵ and δ are varied. We may also plot the same results by fixing ϵ and varying ω and δ , as shown in Fig. 13.

The approximate nature of this scheme for obtaining the stability chart of Eq. (125) is revealed by comparing with the results of direct numerical integration. In Refs. [42] and [43], Eq. (125) was numerically integrated forward in time from arbitrarily chosen initial conditions at $t = 0$ up to $t = 20,000$. At each step the amplitude $\sqrt{x(t)^2 + \dot{x}(t)^2}$ was computed and a motion was judged to be unstable if its amplitude became greater than a million times its initial value for any t between 0 and 20,000, and stable otherwise. This results in Fig. 14(a).

Figure 14(b) shows an enlargement of Fig. 14(a) around $\delta = 0.25, \omega = 1$, and Fig. 14(c) shows an enlargement of Fig. 14(a) around $\delta = 0.25, \omega = 0.1$.

Figures 14(a)–14(c) refer to Eq. (125) with $\epsilon = 0.1$. To see the effect of changing ϵ , Figs. 15(a)–15(e) show regions of the stability chart for varying values of ϵ . Note that Figs. 15(a)–15(c),

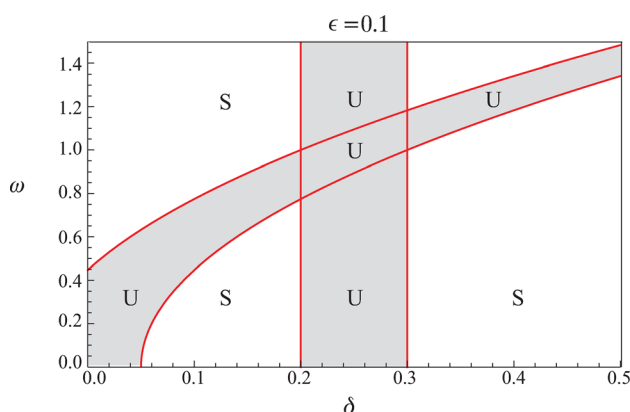


Fig. 13 Same information as in Fig. 12 plotted for fixed ϵ with varying ω and δ

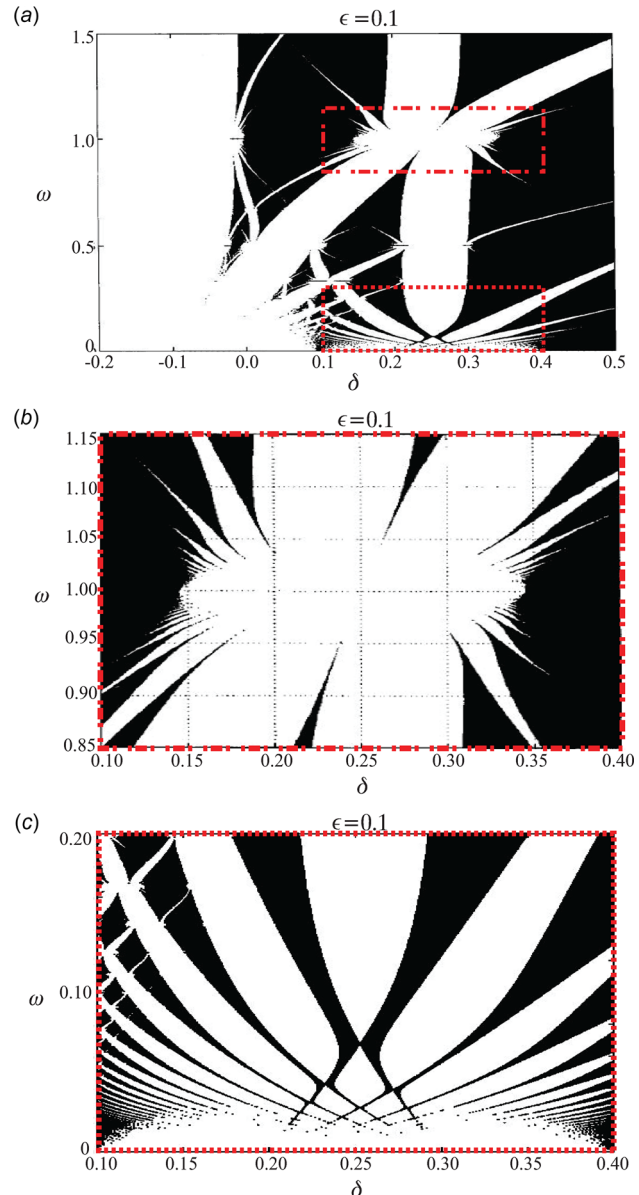


Fig. 14 (a) Stability of Eq. (125) as determined directly from numerical integration. $\epsilon = 0.1$, (b) enlargement of (a) around $\delta = 0.25, \omega = 1$. $\epsilon = 0.1$, and (c) enlargement of (a) around $\delta = 0.25, \omega = 0.1$. $\epsilon = 0.1$. Black = stable and white = unstable.

which correspond to $\epsilon = 0.01, 0.05$, and 0.1 , lie in the region of Fig. 15(d), which is bounded by thick straight lines. The reason for this is that as ϵ increases, the black (stable) regions disappear, so we show a larger region of the parameter space for $\epsilon = 0.5$ and $\epsilon = 1$, otherwise there would be very little to show (it would be almost all white). These figures show the complexity and fractal nature of the stability regions for the quasiperiodic Mathieu equation (125). There have been numerous papers which have used perturbation methods to examine the structure of the stability charts in the neighborhood of various resonances. For example, the nature of the stability chart near $\delta = 0.25, \omega = 1$, see Fig. 14(b), involves a 2:2:1 resonance and has been studied in Refs. [44] and [45]. The diagram near $\delta = 0.25, \omega = 0.5$, see Fig. 14(a), involves a 2:1:1 resonance and has been studied in Ref. [46]. The region near $\delta = 0.25, \omega = 0$, see Fig. 14(a), was studied in Refs. [42] and [43].

In contrast to these results obtained by perturbation methods, a recent paper by Sharma and Sinha [47] has used an approximate numerical approach based on Floquet theory. Although there is no

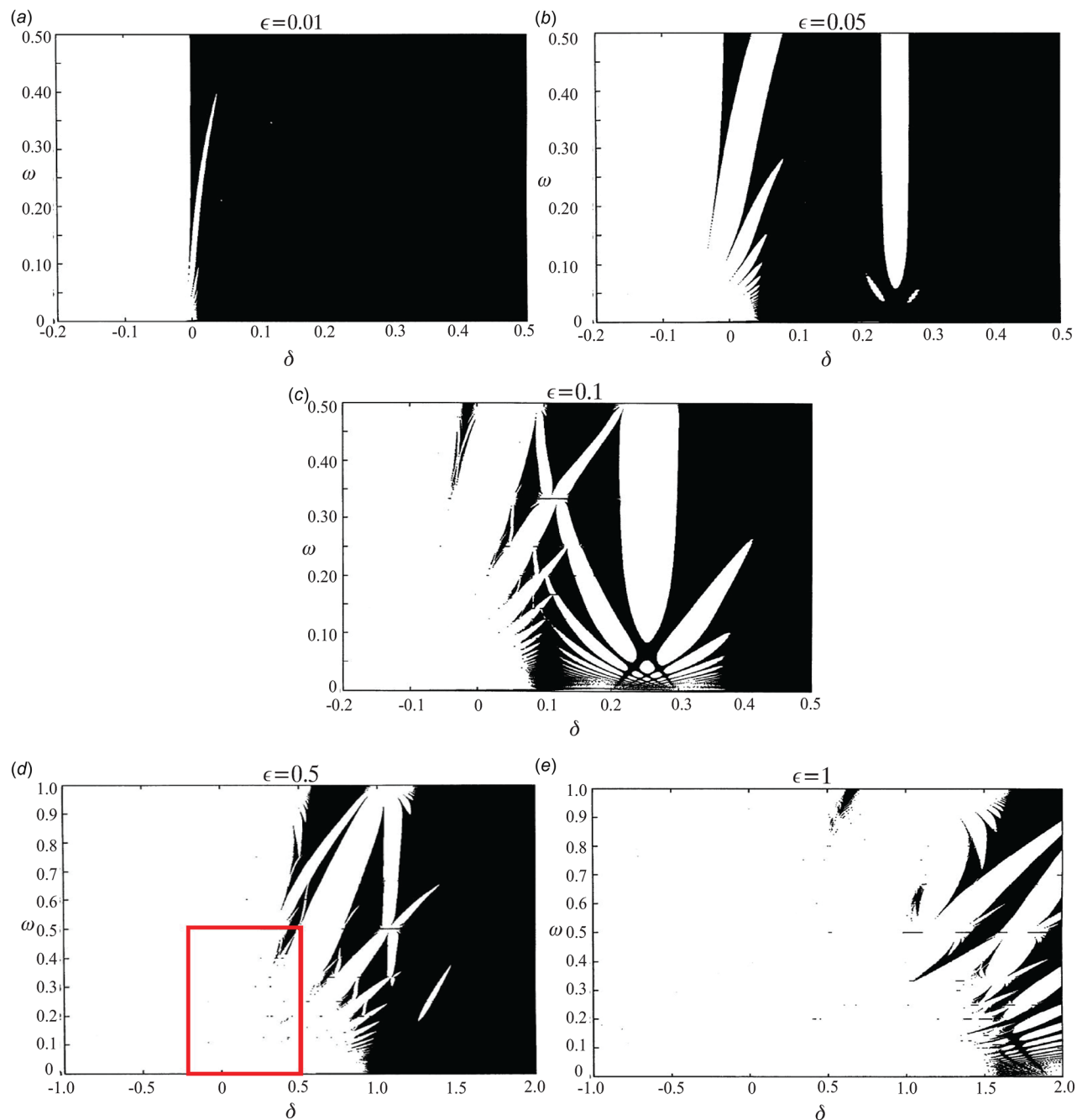


Fig. 15 Stability of Eq. (125) as determined directly from numerical integration: (a) $\epsilon = 0.01$, (b) $\epsilon = 0.05$, (c) $\epsilon = 0.1$, (d) $\epsilon = 0.5$ (Note that Figs. 15(a)–15(c) lie in the region bounded by the thick straight lines in this part), and (e) $\epsilon = 1$. Black = stable and white = unstable.

Floquet theory for quasi-periodic systems, these authors have replaced the quasi-periodic system with a periodic system which has a large principal period, and then used Floquet theory on the resulting periodic system.

In all of these studies of Eq. (125), instability means unboundedness as time t goes to infinity. This is because Eq. (125) is linear. The effect of adding nonlinear terms to Eq. (125) was considered in Ref. [48], where the following nonlinear quasiperiodic Mathieu equation was studied:

$$\ddot{x} + (\delta + \epsilon \cos t + \epsilon \cos \omega t)x + \alpha x^3 = 0 \quad (128)$$

In Ref. [48], a perturbation scheme using Jacobi elliptic functions was combined with Kolmogorov–Arnold–Moser theory to determine the global behavior of Eq. (128)

8 Mathieu’s Equation With Elliptic-Type Excitation

Let us consider a pendulum from case 1 discussed in Sec. 2. Instead of prescribing the motion of its support, it is assumed that its acceleration is $A \text{cn}(\Omega t|m)$, where A , Ω , m are constants. The corresponding equation for small oscillations has the form

$$\ddot{x} + (\delta + \epsilon \text{cn}(t|m))x = 0 \quad (129)$$

where $\delta = g/(L\Omega^2)$ and $\epsilon = A/(L\Omega^2)$. So, it is seen now that the parametric excitation existing in Eq. (129) has the form of the Jacobi elliptic function, which is a periodic two-argument function: the coefficient in front of t in the first argument is equal to unity, which means that the frequency of the elliptic function is unity; the constant m appearing in the second argument represents the so-called elliptic parameter [49–52].

This type of excitation can be considered as a generalization of the Cosine excitation in the classical Mathieu equation (1). Namely, when $m = 0$, the Jacobi cn function transforms into the Cosine function: $\text{cn}(t|m) = \cos t$ [50]. Previous investigations have been concerned with other types of elliptic-type functions. For example, Lamé's equation includes a square of the Jacobi sn function as a periodically varying coefficient in front of a linear term. Its origin is in the theory of the potential of an ellipsoid [2,4]. This equation is characterized by the fact that under some condition related to the amplitude of the parametric excitation, coexistence [1] can take place, which means that an infinite number of possible tongues of instability does not occur. It is interesting that Lamé's equation can be transformed into Incé's equation, which has time-varying inertial, damping, and stiffness coefficients that are expressed in terms of trigonometric functions. Generalizations of Lamé's equation comprise [2]: the Hermite elliptic equation, whose damping term contains all three basic Jacobi functions (sn , cn , and dn) and the Picard elliptic equation, which has a similar damping term as the Hermite elliptic equation, but its stiffness term is constant.

Let us go back to the elliptic excitation and its form in Eq. (129) and define the values of the elliptic parameter m that will be considered. Three cases can be distinguished [53] (indicated subsequently by the corresponding index): case I corresponds to $m_I < 0$; case II includes the domain $0 < m_{II} < 1$ (this case was also analyzed in Ref. [54]); case III encompasses $m_{III} > 1$. Note that the value $m = 1$ is not of interest here as the cn elliptic function turns then into the hyperbolic secant (the inverse of hyperbolic cosine), which is not periodic.

To provide some interpretation of the elliptic-type excitation given for cases I–III, its Fourier series expansion is used [49]

$$\text{cn}(t|m) = \frac{2\pi}{K\sqrt{m}} \sum_{N=1}^{\bar{N}} \frac{q^{N-1/2}}{1+q^{2N-1}} \cos\left((2N-1)\frac{\pi}{2K}t\right) \quad (130)$$

with K being the complete elliptic integral of the first kind, while K' is its associated complete elliptic integral of the first kind. Note that, by the definition [49], K depends on the elliptic parameter as follows:

$$K \equiv K(m) = \int_0^{\pi/2} \frac{d\theta}{\sqrt{1-m\sin^2\theta}} \quad (131)$$

while $K' = K(1-m)$.

The function q in Eq. (130) is the so-called Nome, defined as a function of K and K'

$$q = \exp\left(-\frac{\pi K'}{K}\right) \quad (132)$$

Equation (130) yields the conclusion that the elliptic-type excitation can be interpreted as a multicostine excitation whose harmonics have their amplitudes and frequencies coupled through the parameter m .

The expansion (130) holds both for $m = m_I$ and $m = m_{II}$, and it can be represented also as follows:

$$\text{cn}(t|m_{I,II}) = \sum_{N=1}^{\bar{N}} C_N \cos\left((2N-1)\frac{\pi}{2K_{I,II}}t\right) \quad (133)$$

$$C_N = \frac{2\pi}{K_{I,II}\sqrt{m_{I,II}}} \frac{q_{I,II}^{N-1/2}}{1+q_{I,II}^{2N-1}} \quad (134)$$

where $K_I = K(m_I)$, $K_{II} = K(m_{II})$, $q_I = q(K'_I, K_I)$, and $q_{II} = q(K'_{II}, K_{II})$.

To deal with a real square root, which occurs for negative values of the elliptic parameter, i.e., for $m = m_I$, Eq. (133) can also be presented as

$$\text{cn}(t|m_I) = \sum_{N=1}^{\bar{N}} C_{IN} \cos\left((2N-1)\frac{\pi}{2K_I}t\right) \quad (135)$$

$$C_{IN} = \frac{2\pi}{K_I\sqrt{-m_I}} \frac{(-1)^{N-1}(-\hat{q}_I)^{N-1/2}}{1+\hat{q}_I^{2N-1}} \quad (136)$$

$$\hat{q}_I = -\exp\left(-\frac{\pi K'_I\left(\frac{1}{1-m_I}\right)}{\sqrt{1-m_I}K(m_I)}\right) \quad (137)$$

Equations (133) and (135) show clearly that both series expansions encompass odd harmonics, with the frequency and their amplitudes depending on m . In case I, the coefficients of harmonics have an alternating sign, while in case II, they are all positive. The corresponding period can be calculated from Eq. (133) as

$$T_{I,II} = \frac{2\pi}{\frac{\pi}{2K_{I,II}}} = 4K_{I,II} \equiv 4K(m_{I,II}) \quad (138)$$

which is the well-known period of the Jacobi cn function for such parameter values [49].

Case III, corresponding to $m_{III} > 1$, can be examined by transforming the cn function into the dn elliptic function as follows [49]:

$$\text{cn}(t|m_{III}) = \text{dn}\left(\sqrt{m_{III}}t \middle| \frac{1}{m_{III}}\right) \quad (139)$$

This can be further expressed as the following Fourier series:

$$\text{dn}\left(\sqrt{m_{III}}t \middle| \frac{1}{m_{III}}\right) = D_0 + \sum_{N=1}^{\bar{N}} D_N \cos\left(N\frac{\pi\sqrt{m_{III}}}{K_{III}}t\right) \quad (140)$$

$$D_0 = \frac{\pi}{2K_{III}}, \quad D_N = \frac{2\pi}{K_{III}} \frac{q_{III}^N}{1+q_{III}^{2N}} \quad (141)$$

where

$$K_{III} \equiv K\left(\frac{1}{m_{III}}\right) \quad (142)$$

and $q_{III} = q(K'_{III}, K_{III})$.

The series representation given by Eq. (140) implies that this type of excitation includes both odd and even harmonics. It oscillates around the offset $\pi/(2K_{III})$, which increases as m_{III} increases and tends to unity when $m_{III} \rightarrow \infty$.

The period corresponding to case III is

$$T_{III} \equiv \frac{2\pi}{\frac{\pi\sqrt{m_{III}}}{K_{III}}} = \frac{2K_{III}}{\sqrt{m_{III}}} = \frac{2K\left(\frac{1}{m_{III}}\right)}{\sqrt{m_{III}}} \quad (143)$$

Using Eqs. (138) and (143), the period of the cn elliptic excitation is plotted in Fig. 16 as a function of the elliptic parameter m . When m tends to minus infinity or infinity, the period tends to zero. When $m = 0$, the period has the well-known value 2π , as $\text{cn}(t|0) = \cos t$ [49,51,52].

The next objective is to investigate the stability of the trivial equilibrium solution $x = 0$, i.e., to determine stability charts in the δ - ϵ plane of the equation of motion (129) and the effects of the elliptic parameter on the stability chart. The associated transition curves can be obtained from the fact that the unperturbed linear

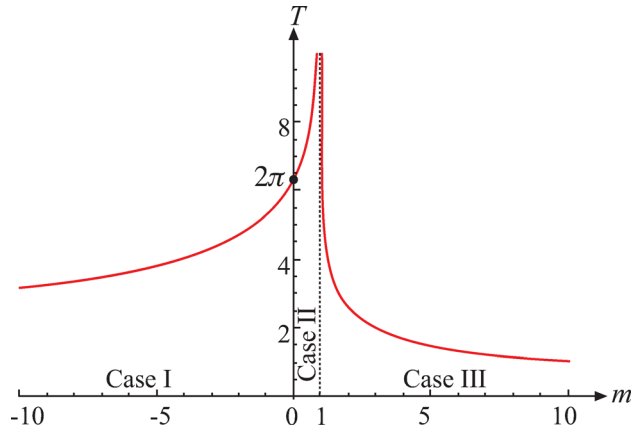


Fig. 16 Period of the elliptic-type cn excitation as a function of the elliptic parameter m for cases I–III

oscillator has a solution of period $2\pi/\sqrt{\delta}$, which should correspond to the solutions of the excited oscillator where the period of excitation is T , i.e., $2\pi/\sqrt{\delta_0} = 2T/n$, $n = 1, 2, 3, \dots$. The excitation in the classical Mathieu equation is harmonic with the period $T = 2\pi$, and the zero points are given by $\delta_0 = n^2/4$ (see Sec. 3.1.3). Following the same approach in cases I and II, the period of the excitation is given by Eq. (138) so that the zero-points are

$$\delta_{0I,II} = \frac{\pi^2 n^2}{16K_{I,II}^2} \quad (144)$$

In case III, the period is given by Eq. (143), and the zero-points are defined by

$$\delta_{0III} = \frac{\pi^2 n^2 m_{III}}{4K_{III}^2} \quad (145)$$

Numerically obtained stability charts found by applying the Floquet theory (see Sec. 3.1.2) corresponding to $m_I = -0.5$, $m_{II} = 0.5$, and $m_{III} = 1.5$ are presented in Fig. 17. These numerical results are labeled as shaded areas. Comparing Figs. 17(a)–17(c) to the stability chart of the Mathieu equation shown in Fig. 3, it is seen that the location, shape, and size of the instability tongues change with m : for $m < 0$, the instability tongues are relocated to the right; for $0 < m < 1$, the instability tongues are relocated to the left, i.e., to smaller values of δ ; for $m > 1$, they are more profoundly relocated to higher values of δ as well as inclined to the left.

The next task is to determine the analytical expression for the transition curves. Harmonic balancing is to be utilized for this purpose. First, the cn elliptic function is replaced by the corresponding Fourier series in the equation of motion. So, in cases I and II, the series given by Eq. (133) is used in Eq. (129), yielding

$$\ddot{x} + \left(\delta + \epsilon \sum_{N=1}^{\bar{N}} C_N \cos\left((2N-1)\frac{\pi}{2K_{I,II}}t\right) \right) x = 0 \quad (146)$$

The solution for motion is assumed in the form that includes a set of harmonics

$$x(t) = \sum_{n=0}^{\bar{N}} a_n \cos\left(n\frac{\pi}{T}t\right) + b_n \sin\left(n\frac{\pi}{T}t\right) \quad (147)$$

Substituting the solution (147) with the period $T_{I,II}$ (138) into Eq. (146) and applying harmonic balancing as explained in Sec. 3.1.3, four sets of algebraic equations with respect to the coefficients $a_{I,II,even}$, $a_{I,II,odd}$, $b_{I,II,even}$, and $b_{I,II,odd}$ are derived. For a nontrivial solution, the corresponding determinants must vanish, leading to the so-called Hill's determinants, which are given in Appendix E.

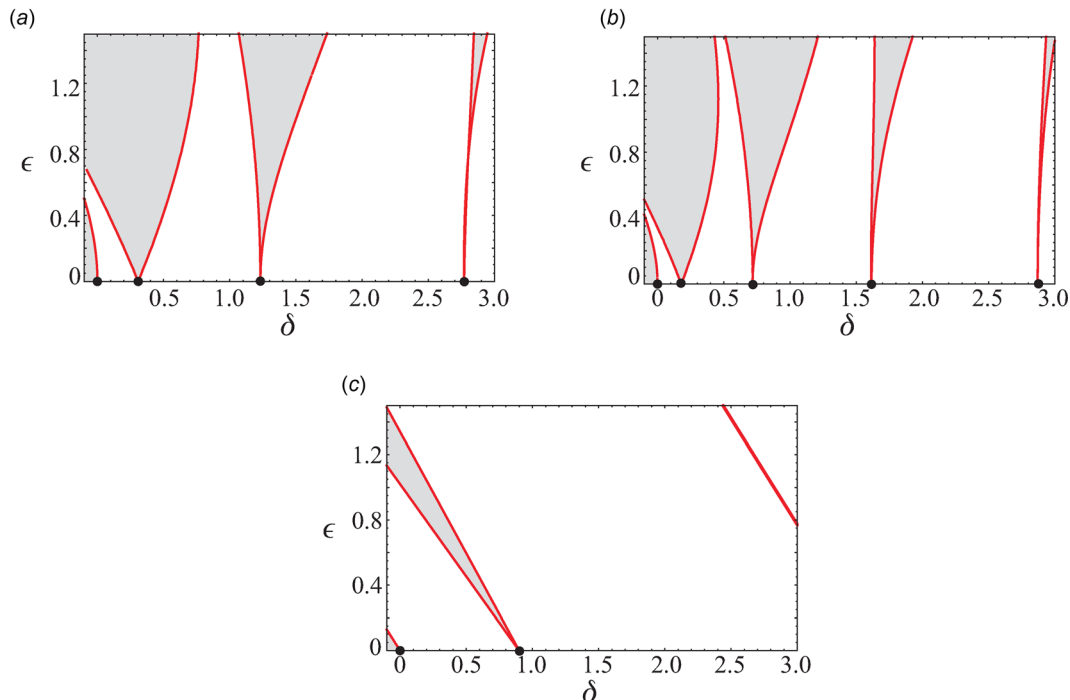


Fig. 17 Stability charts of Eq. (129), where gray regions indicate instability: (a) $m = -0.5$, (b) $m = 0.5$, and (c) $m = 1.5$. Results obtained by means of the approximated equation of motion are labeled by thick solid lines (in all cases $\bar{N} = 10$).

In case III, the series (140) is used in Eq. (129)

$$\ddot{x} + \left(\delta + \epsilon D_0 + \epsilon \sum_{N=1}^{\tilde{N}} D_n \cos \left(N \frac{\pi \sqrt{m_{\text{III}}}}{K_{\text{III}}} t \right) \right) x = 0 \quad (148)$$

Applying the same procedure related to harmonic balancing of Eq. (148) with the solution (147) and the period (143), Hill's determinants for a_{IIIeven} , a_{IIIodd} , b_{IIIeven} , and b_{IIIodd} are derived. They are also included in Appendix E. Case II was also studied in Ref. [54] by introducing a new time in the form of the Jacobi amplitude, transforming the original equation into the equation with time-varying coefficients, all of which are expressed in terms of trigonometric functions. Harmonic balancing is then applied and Hill's determinant derived.

By using the determinants derived in this approach, transition curves are plotted in Figs. 17(a)–17(c) for different values of the parameter m for all three cases considered. These results are labeled by red solid lines, and represent the boundaries of the shaded numerically obtained instability regions, which confirms their accuracy.

The Hill's determinant $a_{\text{I,IIeven}} - b_{\text{I,IIodd}}$ given in Appendix E can be used to derive analytical expressions for transition curves in the form $\delta = \delta_0(m) + \epsilon \delta_1(m) + \epsilon^2 \delta_2(m)$ [53]. Considering the case $\tilde{N} = 10$ and truncating all the determinants to the dimension 3×3 , the following expressions for the zero-transition curve and two subsequent pairs are obtained [53]

$$\delta = -\frac{2K_{\text{I,II}}^2 C_1^2}{\pi^2} \epsilon^2 \quad (149)$$

$$\delta = \frac{\pi^2}{16K_{\text{I,II}}^2} - \frac{C_1}{2} \epsilon - \frac{K_{\text{I,II}}^2 (3C_1^2 + C_2^2)}{6\pi^2} \epsilon^2 \quad (150)$$

$$\delta = \frac{\pi^2}{16K_{\text{I,II}}^2} + \frac{C_1}{2} \epsilon - \frac{K_{\text{I,II}}^2 (3C_1^2 + C_2^2)}{6\pi^2} \epsilon^2 \quad (151)$$

$$\delta = \frac{\pi^2}{4K_{\text{I,II}}^2} - \frac{K_{\text{I,II}}^2 (C_1 - C_2)^2}{3\pi^2} \epsilon^2 \quad (152)$$

$$\delta = \frac{\pi^2}{4K_{\text{I,II}}^2} + \frac{K_{\text{I,II}}^2 (5C_1^2 - 2C_1 C_2 - C_2^2)}{3\pi^2} \epsilon^2 \quad (153)$$

Setting $\epsilon = 0$, one can easily recognize that they all emanate from the exact locations given by Eqs. (144) and (145). These results are further used to get a more detailed overview on how the stability charts change with the elliptic parameter $-5 \leq m \leq 5$. Using these results, an animation (animation 1) is created, which is available under “Supplemental Data” tab for this paper on the ASME Digital Collection. It illustrates clearly that for $m < 1$, the instability regions move toward lower values of δ and become more dense when m approaches unity. This conclusion is also given in Ref. [54] for $0 < m < 1$. In the case $m > 1$, the instability tongues are oblique and shift toward higher values of δ , becoming less dense as m increases.

9 Discussions and Conclusions

This tutorial review article has been concerned with one of the archetypical equations of nonlinear vibrations theory—Mathieu's equation and its stability chart. This classical equation corresponds to a linear second-order ordinary differential equation, whose stiffness coefficient contains a constant term δ and a time-varying (periodic) forcing $\epsilon \cos t$. Depending on the combination of this constant term δ and the forcing amplitude ϵ , the motion can stay bounded (this case is referred to as stable) or unbounded (this case is referred to as unstable). The corresponding graphical

presentation in the δ - ϵ plane has the form of the so-called stability chart with regions of stability and regions of instability (tongues) separated by pairs of *transition curves*, along which the response has a periodic character. It has been shown how these transition curves and the points from which they emanate can be obtained in several different ways: by using a perturbation method, Floquet theory, and harmonic balancing. It has also been shown how periodic responses along the transition curves can be expressed in terms of Mathieu's functions.

This paper has also presented some historical facts about early investigations of Mathieu's equation, rederiving and redrawing some of the key findings, including the very first stability chart as done by Ince [15].

The subsequent analyses have been concerned with various extensions or generalizations of Mathieu's equation in terms of geometric, damping terms, delays, fractional, and excitation terms as well as the differences between the resulting stability charts and their characteristics with respect to the one for classical Mathieu's equation. First, it has been demonstrated that linear viscous damping lifts up the tongue and that there is a certain minimal forcing amplitude needed for instability to occur. Then, two cases of nonlinearity in Mathieu's equation have been dealt with: geometric nonlinearity and damping nonlinearity. In general, the existence of the nonlinear term causes the resonance to detune as the amplitude grows, resulting in a periodic motion with finite amplitude inside the tongues, at least for small ϵ . The former nonlinear case examined is related to the hardening cubic type nonlinearity, and it has been shown that two pitchfork bifurcations appear associated with the first tongue: when the parameter δ is quasistatically decreased across the right transition curve while ϵ is kept fixed, the trivial solution becomes unstable and simultaneously a stable 2:1 subharmonic motion is born; when the left transition curve is crossed, the trivial solution becomes stable again, and an unstable 2:1 subharmonic is born. In case of softening nonlinearity, a similar sequence of bifurcations takes place, but the subharmonic motions are born as δ increases quasistatically through the first tongue. The second case with nonlinearity has been concerned with quadratic damping. The first-order averaging carried out has given that there is an attractive period-2 subharmonic motion inside the first tongue for small ϵ . However, the amplitude of the limit cycles in this second tongue has been found to depend on the value of the parameter ϵ . Numerical investigations have revealed the existence of different Poincaré map portraits in the part of the stability chart investigated: outside the first instability regions, the origin is always stable; inside the instability regions, the origin is unstable; inside the 2:1 region, the two spiral singularities exist in the Poincaré map representing a single period 4π motion, whereas in the 1:1 region, they represent two period 2π motions; in certain parts, supercritical pitchfork bifurcations have been detected to occur, among which is the case of two coexisting outermost periodic orbits—the stable and unstable period 4π orbits—coalescing and being destroyed in a saddle-node bifurcation, which does not take place at the origin.

It has been found that the delay term in Mathieu's equation produces an effective damping effect where the first instability tongue detaches from the δ -axis as in the case of a linearly viscously damped Mathieu equation. In case Mathieu's equation contains cubic geometric nonlinearity, adding delay results in creating a limit cycle for some delay parameter values.

Fractional Mathieu's equation has also been considered. As the fractional derivative term actually combines the effects of stiffness and damping into a single term, it has been shown that as a result, the first tongue shifts along the horizontal axis in the stability chart and it also lifts up. The minimum quantity of forcing amplitude necessary to produce instability has been obtained. It has been found that the damping effect of the fractional derivative term between 0.5 and unity is greater than that of the linearly viscously damped Mathieu equation. In addition, one more fractional term has been added to the Mathieu equation—a fractional delay derivative term. The expression for the first transition curves has

been derived as well as the fractional order having the greatest effect on a minimum of forcing amplitude necessary to produce instability. This value of the fractional order depends on the time delay.

Another case of interest has been Mathieu's equation with quasi-periodic forcing, which differs from the classical Mathieu's equation in the existence of the additional parametric forcing of frequency ω . As a first approximation, the instabilities occurring have been seen as consisting of the union of the instabilities in two separate equations: classical Mathieu's equation and the one having forcing of frequency ω . Numerical simulations carried out for changeable ϵ have shown the complexity of the corresponding stability regions, and also their fractal nature.

Finally, the time-varying (periodic) forcing $\epsilon \cos t$ has been replaced by elliptic-type forcing $\text{cn}(t|m)$, where m is the elliptic parameter. For $m=0$, this type of forcing simplifies to the cosine one, but in other cases, it can be considered as a periodic multicostine excitation whose period and the content change with the elliptic parameter. It has been demonstrated how the content of such multicostine excitation changes with the elliptic parameter. These results have been further used to get a detailed overview on how the stability charts change with the elliptic parameter. It has been illustrated that for $m < 1$, the instability regions shift toward lower values of δ and become more dense when m approaches unity. Depending whether $m < 0$, or $0 < m < 1$ the points on the horizontal axis from which the tongues emanate are located on different sides with respect to those in classical Mathieu's equation. In the case $m > 1$, the instability tongues are oblique and move towards higher values of δ , becoming less dense as m increases.

Besides giving the overview of the structure and characteristics of stability charts for all these cases, this tutorial review article has also presented a variety of analytical, semi-analytical, and numerical approaches to treat them. The reader might want to try to apply/extend them to some other cases which are the combinations of the cases presented herein.

Last but not least, this very first collection of the stability charts of different forms of Mathieu's equation can also have a practical purpose, enabling practitioners to design their system starting from a desirable stability chart and then choosing the system components needed to accomplish it.

NOTE: Although the authors did not explicitly examine symmetry properties of the different forms of the Mathieu equations and the reduced versions of them obtained in the analyses, it is mentioned that the influence of these properties on the bifurcations of solutions considered in this study may be worth looking into, in future work.

Funding Data

- Ministry of Science, Republic of Serbia (Project No. ON174028).
- National Science Foundation (Grant Nos. CMMI-1634664 and PHY-1549132).

Appendix A: Extract from Mathieu's Study on Vibrations of an Elliptic Membrane

The system under consideration in Mathieu's work from 1868 [8] was an elliptic membrane. The ellipse is centered in the x - y plane and its foci are located at $x = \pm \rho$. Its oscillations in the vertical w directions depend on the position and time, i.e., $w = w(x, y, t)$ and are governed by the wave equation

$$m^2 \left(\frac{\partial^2 w}{\partial x^2} + \frac{\partial^2 w}{\partial y^2} \right) = \frac{\partial^2 w}{\partial t^2} \quad (\text{A1})$$

where the constant m depends on the tension force per unit length at the boundary and the mass per unit area.

Separating the variables

$$w(x, y, t) = u(x, y)v(t) \quad (\text{A2})$$

where

$$v(t) = \sin(2\lambda mt)$$

the wave equation yields

$$\frac{1}{u} \left(\frac{\partial^2 u}{\partial x^2} + \frac{\partial^2 u}{\partial y^2} \right) = \frac{1}{u} \nabla^2 u = \frac{1}{m^2 v} \frac{d^2 v}{dt^2} = -4\lambda^2 \quad (\text{A3})$$

Now, one can recognize the two-dimensional Helmholtz equation for the displacement u with ∇^2 standing for the Laplacian in two dimensions.

As the membrane is elliptic, it is convenient to further use elliptic coordinates. They are introduced in the form

$$x = \rho \cos \alpha \cosh \beta, \quad y = \rho \sin \alpha \sinh \beta \quad (\text{A4})$$

Converting the Laplacian into the elliptic coordinates, one can derive

$$\begin{aligned} \frac{\partial^2 u}{\partial x^2} + \frac{\partial^2 u}{\partial y^2} + 4\lambda^2 u \\ = \frac{1}{\rho^2 (\cosh^2 \beta - \cos^2 \alpha)} \left(\frac{\partial^2 u}{\partial \alpha^2} + \frac{\partial^2 u}{\partial \beta^2} \right) + 4\lambda^2 u = 0 \end{aligned} \quad (\text{A5})$$

and then write this equation down as

$$\frac{\partial^2 u}{\partial \alpha^2} + \frac{\partial^2 u}{\partial \beta^2} + 4\lambda^2 \rho^2 (\cosh^2 \beta - \cos^2 \alpha) u = 0 \quad (\text{A6})$$

Separating the variables by assuming $u(\alpha, \beta) = P(\alpha)Q(\beta)$, one can now derive the following equation:

$$\frac{1}{P} \frac{d^2 P}{d\alpha^2} - 2\lambda^2 \rho^2 \cos 2\alpha = \frac{1}{Q} \frac{d^2 Q}{d\beta^2} + 2\lambda^2 \rho^2 \cosh 2\beta = -R \quad (\text{A7})$$

where R is a constant.

The equation in P can be expressed as

$$\frac{d^2 P}{d\alpha^2} + (R - 2h^2 \cos 2\alpha) P = 0 \quad (\text{A8})$$

where $h^2 = \lambda^2 \rho^2$.

The equation of this form is named after Mathieu as Mathieu's equation. Introducing $t = 2\alpha$ and using $P \equiv x$, $\delta = R/4$, $\epsilon = -h^2/2$, it gets an alternative form, which is the starting equation of this paper, Eq. (1).

Appendix B: Mathieu Functions

This Appendix contains the method that Mathieu developed to find solutions of Eq. (A8), composing them as expansions about $h^2 = 0$. So, by setting $h^2 = 0$ into Eq. (A8), it is easy to identify the following solutions:

$$c_n(\alpha) = \cos n\alpha, \quad R = n^2, \quad n = 0, 1, 2, \dots \quad (\text{B1})$$

$$s_n(\alpha) = \sin n\alpha, \quad R = n^2, \quad n = 1, 2, \dots \quad (\text{B2})$$

To treat the case when $h^2 \neq 0$, we first set $n = 1$, assuming:

$$P(h^2, \alpha) = \cos \alpha + c_1(\alpha)h^2 + c_2(\alpha)h^4 + c_3(\alpha)h^6 + \dots \quad (\text{B3})$$

$$R(h^2) = 1 + d_1 h^2 + d_2 h^4 + d_3 h^6 + \dots \quad (\text{B4})$$

where $c_i(\alpha)$ and d_i are to be determined under the condition that P is an even and periodic function of α with period 2π , like $\cos \alpha$. So, substituting these expressions into Eq. (A8) and grouping the terms next to the same power of h , one can derive

$$c_1''(\alpha) + c_1(\alpha) = \cos 3\alpha - (d_1 - 1)\cos \alpha \quad (\text{B5})$$

$$c_2''(\alpha) + c_2(\alpha) = 2c_1(\alpha)\cos 2\alpha - d_2 \cos \alpha - d_1 c_1(\alpha) \quad (\text{B6})$$

where the primes denote derivatives with respect to α . A periodic solution is sought. However, the last term on the right-hand side of Eq. (B5) will yield a particular integral growing unboundedly in time and should be removed. This can be achieved by choosing $d_1 = 1$. Solving further Eq. (B5) gives

$$c_1(\alpha) = -\frac{1}{8}\cos 3\alpha \quad (\text{B7})$$

Proceeding in the same way with Eq. (B6), one finds $d_2 = -1/8$ and

$$c_2(\alpha) = -\frac{1}{64}\cos 3\alpha + \frac{1}{192}\cos 5\alpha \quad (\text{B8})$$

This process can be further continued to determine other terms in these power series expansions. The solution denoted by ce_1 is obtained in this way, while the corresponding $R(h^2)$, Eq. (B4), is labeled by a_1 . These solutions are

$$ce_1(h^2, \alpha) = \cos \alpha - \frac{1}{8}h^2 \cos 3\alpha + \frac{1}{64}h^4 \left(-\cos 3\alpha + \frac{1}{3}\cos 5\alpha \right) - \frac{1}{512}h^6 \left(\frac{1}{3}\cos 3\alpha - \frac{4}{9}\cos 5\alpha + \frac{1}{18}\cos 7\alpha \right) + \dots \quad (\text{B9})$$

$$a_1(h^2) = 1 + h^2 - \frac{1}{8}h^4 - \frac{1}{64}h^6 - \frac{1}{1536}h^8 - \frac{11}{36864}h^{10} + \dots \quad (\text{B10})$$

Using the same algorithm, one can construct $a_n(h^2)$ and the respective solutions $ce_n(h^2, \alpha)$, which are called cosine-elliptic functions and correspond to $n = 0, 2, 3, \dots$. The solutions with even n have period π and those of odd n have period 2π . Note that Mathieu functions are included into contemporary symbolic software packages (such as Wolfram Mathematica) and can be used without need to type their definitions/expansions.

Mathieu functions that correspond to $\sin n\alpha$, Eq. (B2), are called sine-elliptic functions and are labelled by $se_n(h^2, \alpha)$. The expansions for se_1 and the respective $R(h^2) \equiv b_1$ have the form

$$se_1(h^2, \alpha) = \sin \alpha - \frac{1}{8}h^2 \sin 3\alpha + \frac{1}{64}h^4 \left(\sin 3\alpha + \frac{1}{3}\sin 5\alpha \right) - \frac{1}{512}h^6 \left(\frac{1}{3}\sin 3\alpha + \frac{4}{9}\sin 5\alpha + \frac{1}{18}\sin 7\alpha \right) + \dots \quad (\text{B11})$$

$$b_1(h^2) = 1 - h^2 - \frac{1}{8}h^4 + \frac{1}{64}h^6 - \frac{1}{1536}h^8 - \frac{11}{36864}h^{10} + \dots \quad (\text{B12})$$

The sine-elliptic solutions have period π if n is even and period 2π if n is odd.

One can use the relationships between R and h^2 defined by $a_n(h^2)$ and $b_n(h^2)$ and plot them. Mathieu did not do it, but Ince did plot it [15], and his figure is given as Fig. 18. Note that Ince's notation from Ref. [15] is slightly different than Mathieu's [8]: $a \equiv R$ and $q \equiv -h^2/8$, i.e., his starting equation was

$$\frac{d^2y}{dx^2} + (a + 16q \cos 2x)y = 0 \quad (\text{B13})$$

Asymptotic expansions of periodic Mathieu functions valid for large values of $q = h^2$, were derived by Dingle and Müller-Kirsten [55].

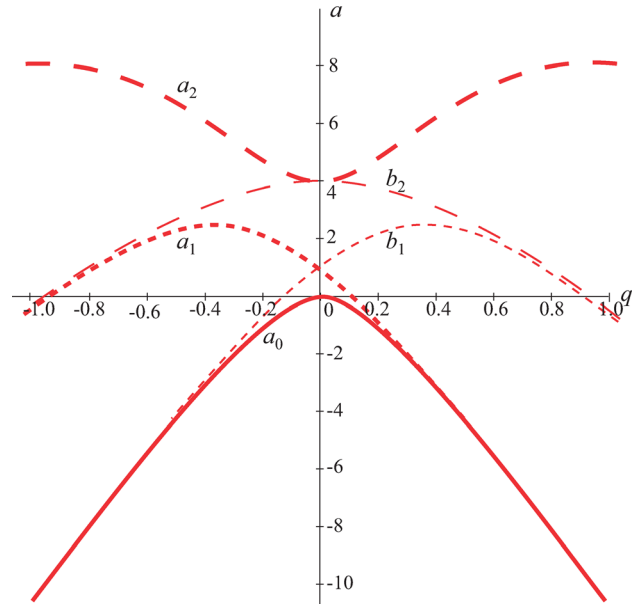


Fig. 18 Stability chart redrawn based on a figure from page 28 of Ince's paper [15]

Appendix C: Expressions for First Nine Transition Curves Obtained by Harmonic Balancing

The expressions for the transition curves of Mathieu's equation (A8) obtained by harmonic balancing are as follows [1]:

$$\delta = -\frac{\epsilon^2}{2} + \frac{7\epsilon^4}{32} - \frac{29\epsilon^6}{144} + \frac{68,687\epsilon^8}{294,912} - \frac{123,707\epsilon^{10}}{409,600} + \frac{8,022,167,579\epsilon^{12}}{19,110,297,600} + \dots \quad (\text{C1})$$

$$\delta = \frac{1}{4} - \frac{\epsilon}{2} - \frac{\epsilon^2}{8} + \frac{\epsilon^3}{32} - \frac{\epsilon^4}{384} - \frac{11\epsilon^5}{4608} + \frac{49\epsilon^6}{36,864} - \frac{55\epsilon^7}{294,912} - \frac{83\epsilon^8}{552,960} + \frac{12,121\epsilon^9}{117,964,800} - \frac{114,299\epsilon^{10}}{6,370,099,200} - \frac{192,151\epsilon^{11}}{15,288,238,080} + \frac{83,513,957\epsilon^{12}}{8,561,413,324,800} + \dots \quad (\text{C2})$$

$$\delta = \frac{1}{4} + \frac{\epsilon}{2} - \frac{\epsilon^2}{8} - \frac{\epsilon^3}{32} - \frac{\epsilon^4}{384} + \frac{11\epsilon^5}{4608} + \frac{49\epsilon^6}{36,864} + \frac{55\epsilon^7}{294,912} - \frac{83\epsilon^8}{552,960} - \frac{12,121\epsilon^9}{117,964,800} - \frac{114,299\epsilon^{10}}{6,370,099,200} + \frac{192,151\epsilon^{11}}{15,288,238,080} + \frac{83,513,957\epsilon^{12}}{8,561,413,324,800} + \dots \quad (\text{C3})$$

$$\delta = 1 - \frac{\epsilon^2}{12} + \frac{5\epsilon^4}{3456} - \frac{289\epsilon^6}{4,976,640} + \frac{21,391\epsilon^8}{7,166,361,600} - \frac{2,499,767\epsilon^{10}}{14,447,384,985,600} + \frac{1,046,070,973\epsilon^{12}}{97,086,427,103,232,000} + \dots \quad (\text{C4})$$

$$\delta = 1 + \frac{5\epsilon^2}{12} - \frac{763\epsilon^4}{3456} + \frac{1,002,401\epsilon^6}{4,976,640} - \frac{1,669,068,401\epsilon^8}{7,166,361,600} + \frac{4,363,384,401,463\epsilon^{10}}{14,447,384,985,600} - \frac{40,755,179,450,909,507\epsilon^{12}}{97,086,427,103,232,000} + \dots \quad (\text{C5})$$

$$\delta = \frac{9}{4} + \frac{\epsilon^2}{16} - \frac{\epsilon^3}{32} + \frac{13\epsilon^4}{5120} + \frac{5\epsilon^5}{2048} - \frac{1961\epsilon^6}{1,474,560} + \frac{609\epsilon^7}{3,276,800} + \frac{4,957,199\epsilon^8}{33,030,144,000} - \frac{872,713\epsilon^9}{8,493,465,600} + \frac{421,511\epsilon^{10}}{23,488,102,400} + \frac{16,738,435,813\epsilon^{11}}{1,331,775,406,080,000} - \frac{572,669,780,189\epsilon^{12}}{58,706,834,227,200,000} + \dots \quad (C6)$$

$$\delta = \frac{9}{4} + \frac{\epsilon^2}{16} + \frac{\epsilon^3}{32} + \frac{13\epsilon^4}{5120} - \frac{5\epsilon^5}{2048} - \frac{1961\epsilon^6}{1,474,560} - \frac{609\epsilon^7}{3,276,800} + \frac{4,957,199\epsilon^8}{33,030,144,000} + \frac{872,713\epsilon^9}{8,493,465,600} + \frac{421,511\epsilon^{10}}{23,488,102,400} - \frac{16,738,435,813\epsilon^{11}}{1,331,775,406,080,000} - \frac{572,669,780,189\epsilon^{12}}{58,706,834,227,200,000} + \dots \quad (C7)$$

$$\delta = 4 + \frac{\epsilon^2}{30} + \frac{433\epsilon^4}{216,000} - \frac{5701\epsilon^6}{170,100,000} - \frac{112,236,997\epsilon^8}{31,352,832,000,000} + \frac{8,417,126,443\epsilon^{10}}{123,451,776,000,000,000} + \frac{2,887,659,548,698,709\epsilon^{12}}{265,470,699,110,400,000,000,000} + \dots \quad (C8)$$

$$\delta = 4 + \frac{\epsilon^2}{30} - \frac{317\epsilon^4}{216,000} + \frac{10,049\epsilon^6}{170,100,000} - \frac{93,824,197\epsilon^8}{31,352,832,000,000} + \frac{21,359,366,443\epsilon^{10}}{123,451,776,000,000,000} - \frac{2,860,119,307,587,541\epsilon^{12}}{265,470,699,110,400,000,000,000} + \dots \quad (C9)$$

Note that by using the substitutions $\delta = R/4$, $\epsilon = -h^2/2$ to correlate Eqs. (A8) and (1), one can match Eqs. (C2) and (C3) with Ince's solutions (B10) and (B12).

Appendix D: Approximations to the Parameters From Sec. 5.2

$$\omega_1 = 0 \quad (D1)$$

$$\omega_2 = -\frac{\delta_1 \alpha^2 \beta \tau_0^2}{8 \omega_0} \quad (D2)$$

$$\omega_3 = \frac{\delta_1 \alpha^2 \beta (\beta + \delta_1) \tau_0^2}{2 \omega_0} \quad (D3)$$

$$\tau_1 = -2(\beta + \delta_1) \tau_0 \quad (D4)$$

$$\tau_2 = 4(\beta + \delta_1)^2 \tau_0 \quad (D5)$$

$$\tau_3 = 8(\beta + \delta_1)^3 \tau_0 - \frac{\alpha^2}{12} (\beta - 2\delta_1) \tau_0^3 \quad (D6)$$

$$\tau_4 = -16(\beta + \delta_1)^4 \tau_0 - 8\beta(\beta + \delta_1)^3 \tau_0^3 + \frac{\alpha^2}{3} (\beta + \delta_1) (5\beta - \delta_1) \tau_0^3 - \frac{4\delta_1 \alpha^2 \beta (\beta + \delta_1)^2}{(2\beta + 2\delta_1 - \alpha)(2\beta + 2\delta_1 + \alpha)} \tau_0^3 \quad (D7)$$

Appendix E: Hill's Determinants Obtained for Mathieu's Equation With Elliptic-Type Excitation

Hill's determinants for the cases I and II obtained for Mathieu's equation with elliptic-type excitation by harmonic balancing in Sec. 8 are

$$a_{I,II,even} : \begin{vmatrix} \delta & \epsilon C_1 & 0 & \epsilon C_2 \\ \frac{\epsilon C_1}{2} & -\frac{\pi^2}{4K_{I,II}^2} + \delta & \frac{\epsilon C_1}{2} + \frac{\epsilon C_2}{2} & 0 \\ 0 & \frac{\epsilon C_1}{2} + \frac{\epsilon C_2}{2} & -\frac{\pi^2}{K_{I,II}^2} + \delta & \frac{\epsilon C_1}{2} + \frac{\epsilon C_3}{2} \\ \frac{\epsilon C_2}{2} & 0 & \frac{\epsilon C_1}{2} + \frac{\epsilon C_3}{2} & -\frac{9\pi^2}{4K_{I,II}^2} + \delta \end{vmatrix} = 0 \quad (E1)$$

$$a_{I,II,odd} : \begin{vmatrix} -\frac{\pi^2}{16K_{I,II}^2} + \delta + \frac{\epsilon C_1}{2} & \frac{\epsilon C_1}{2} & \frac{\epsilon C_2}{2} \\ \frac{\epsilon C_1}{2} & -\frac{9\pi^2}{16K_{I,II}^2} + \delta + \frac{\epsilon C_2}{2} & \frac{\epsilon C_1}{2} \\ \frac{\epsilon C_2}{2} & \frac{\epsilon C_1}{2} & -\frac{25\pi^2}{16K_{I,II}^2} + \delta + \frac{\epsilon C_3}{2} \end{vmatrix} = 0 \quad (E2)$$

$$b_{I,II\text{even}} : \begin{vmatrix} -\frac{\pi^2}{4K_{I,II}^2} + \delta & \frac{\epsilon C_1}{2} - \frac{\epsilon C_2}{2} & 0 \\ \frac{\epsilon C_1}{2} - \frac{\epsilon C_2}{2} & -\frac{\pi^2}{K_{I,II}^2} + \delta & \frac{\epsilon C_1}{2} - \frac{\epsilon C_3}{2} \\ 0 & \frac{\epsilon C_1}{2} - \frac{\epsilon C_3}{2} & -\frac{9\pi^2}{4K_{I,II}^2} + \delta \dots \end{vmatrix} = 0 \quad (E3)$$

$$b_{I,II\text{odd}} : \begin{vmatrix} -\frac{\pi^2}{16K_{I,II}^2} + \delta - \frac{\epsilon C_1}{2} & \frac{\epsilon C_1}{2} & -\frac{\epsilon C_2}{2} \\ \frac{\epsilon C_1}{2} & -\frac{9\pi^2}{16K_{I,II}^2} + \delta - \frac{\epsilon C_2}{2} & \frac{\epsilon C_1}{2} \\ -\frac{\epsilon C_2}{2} & \frac{\epsilon C_1}{2} & -\frac{25\pi^2}{16K_{I,II}^2} + \delta - \frac{\epsilon C_3}{2} \dots \end{vmatrix} = 0 \quad (E4)$$

For case III considered in Sec. 3.1, Hill's determinants are

$$a_{III\text{even}} : \begin{vmatrix} \delta + \epsilon D_0 & \epsilon D_1 & \epsilon D_2 & \epsilon D_3 \\ \frac{\epsilon D_1}{2} & -\frac{m_{III}\pi^2}{K_{III}^2} + \delta & \frac{\epsilon D_1}{2} + \frac{\epsilon D_3}{2} & \frac{\epsilon D_2}{2} + \frac{\epsilon D_4}{2} \\ & +\epsilon D_0 + \frac{\epsilon D_2}{2} & & \\ \frac{\epsilon D_2}{2} & \frac{\epsilon D_1}{2} + \frac{\epsilon D_3}{2} & -\frac{4m_{III}\pi^2}{K_{III}^2} + \delta & \frac{\epsilon D_1}{2} + \frac{\epsilon D_5}{2} \dots \\ & +\epsilon D_0 + \frac{\epsilon D_4}{2} & & \\ \frac{\epsilon D_3}{2} & \frac{\epsilon D_2}{2} + \frac{\epsilon D_4}{2} & \frac{\epsilon D_1}{2} + \frac{\epsilon D_5}{2} & -\frac{9m_{III}\pi^2}{K_{III}^2} + \delta \\ & & & +\epsilon D_0 + \frac{\epsilon D_6}{2} \\ & & \dots & \end{vmatrix} = 0 \quad (E5)$$

$$a_{III\text{odd}} : \begin{vmatrix} -\frac{m_{III}\pi^2}{4K_{III}^2} + \delta & & \frac{\epsilon D_2}{2} + \frac{\epsilon D_3}{2} \\ +\epsilon D_0 + \frac{\epsilon D_1}{2} & \frac{\epsilon D_1}{2} + \frac{\epsilon D_2}{2} & \\ \frac{\epsilon D_1}{2} + \frac{\epsilon D_2}{2} & -\frac{9m_{III}\pi^2}{4K_{III}^2} + \delta + \epsilon D_0 + \frac{\epsilon D_3}{2} & \frac{\epsilon D_1}{2} + \frac{\epsilon D_4}{2} \\ \frac{\epsilon D_2}{2} + \frac{\epsilon D_3}{2} & \frac{\epsilon D_1}{2} + \frac{\epsilon D_4}{2} & -\frac{25m_{III}\pi^2}{4K_{III}^2} + \delta + \epsilon D_0 + \frac{\epsilon D_5}{2} \dots \\ & & \dots \end{vmatrix} = 0 \quad (E6)$$

$$b_{III\text{even}} : \begin{vmatrix} -\frac{m_{III}\pi^2}{K_{III}^2} + \delta & \frac{\epsilon D_1}{2} - \frac{\epsilon D_3}{2} & \frac{\epsilon D_2}{2} - \frac{\epsilon D_4}{2} \\ +\epsilon D_0 - \frac{\epsilon D_2}{2} & & \\ \frac{\epsilon D_1}{2} - \frac{\epsilon D_3}{2} & -\frac{4m_{III}\pi^2}{K_{III}^2} + \delta & \frac{\epsilon D_1}{2} - \frac{\epsilon D_5}{2} \\ & +\epsilon D_0 - \frac{\epsilon D_4}{2} & \\ \frac{\epsilon D_2}{2} - \frac{\epsilon D_4}{2} & \frac{\epsilon D_1}{2} - \frac{\epsilon D_5}{2} & -\frac{9m_{III}\pi^2}{K_{III}^2} + \delta \\ & & +\epsilon D_0 - \frac{\epsilon D_6}{2} \\ & & \dots \end{vmatrix} = 0 \quad (E7)$$

$$b_{\text{III odd}} : \left| \begin{array}{ccc} -\frac{m_{\text{III}}\pi^2}{4K_{\text{III}}^2} + \delta & \frac{\epsilon D_1}{2} - \frac{\epsilon D_2}{2} & \frac{\epsilon D_2}{2} - \frac{\epsilon D_3}{2} \\ +\epsilon D_0 - \frac{\epsilon D_1}{2} & & \\ \frac{\epsilon D_1}{2} - \frac{\epsilon D_2}{2} & -\frac{9m_{\text{III}}\pi^2}{4K_{\text{III}}^2} + \delta & \frac{\epsilon D_1}{2} - \frac{\epsilon D_4}{2} \\ & +\epsilon D_0 - \frac{\epsilon D_3}{2} & \\ \frac{\epsilon D_2}{2} - \frac{\epsilon D_3}{2} & \frac{\epsilon D_1}{2} - \frac{\epsilon D_4}{2} & -\frac{25m_{\text{III}}\pi^2}{4K_{\text{III}}^2} + \delta \\ & & +\epsilon D_0 - \frac{\epsilon D_5}{2} \\ & & \dots \end{array} \right| = 0 \quad (\text{E8})$$

References

- [1] Rand, R. H., 2017, "Lecture Notes on Nonlinear Vibrations (Version 53)," Cornell University, Ithaca, NY, accessed July 23, 2017, <http://dspace.library.cornell.edu/handle/1813/28989>
- [2] Magnus, W., and Winkler, S., 1961, "Hill's Equation—Part II: Transformations, Approximation, Examples," New York University, New York, Report No. BR-38.
- [3] McLachlan, N. W., 1947, *Theory and Applications of Mathieu Functions*, Clarendon Press, Oxford, UK.
- [4] Erdelyi, A., 1955, *Higher Transcendental Functions*, Vol. III, McGraw-Hill Book Company, New York.
- [5] Stoker, J. J., 1950, *Nonlinear Vibrations in Mechanical and Electrical Systems*, Interscience Publishers, New York.
- [6] Cartmell, M., 1990, *Introduction to Linear, Parametric and Nonlinear Vibrations*, Chapman and Hall, London.
- [7] Ruby, L., 1996, "Applications of the Mathieu Equation," *Am. J. Phys.*, **64**(1), pp. 39–44.
- [8] Mathieu, E., 1868, "Mémoire sur Le Mouvement Vibratoire d'une Membrane de forme Elliptique," *J. Math. Pures Appl.*, **13**, pp. 137–203.
- [9] Heine, E., 1878, *Hanbuch Der Kugelfunktionen*, Vol. 2, Georg Reimer, Berlin, p. 81.
- [10] Floquet, G., 1883, "Sur les equations differentielles lineaires," *Ann. de L' Cole Normale Super.*, **12**, pp. 47–88.
- [11] Hill, G. W., 1886, "Mean Motion of the Lunar Perigee," *Acta Math.*, **8**, pp. 1–36.
- [12] Lord Rayleigh, 1887, "Maintenance of Vibrations by Forces of Double Frequency and Propagation of Waves Through a Medium With a Periodic Structure," *Philo Magaz.*, **24**(147), pp. 145–159.
- [13] Sieger, B., 1908, "Die Beugung einer ebenen elektrischen Wellen an einem Schirm von elliptischen Querschnitt," *A. der P.*, **27**(13), p. 626.
- [14] Whittaker, E. T., 1912, "Elliptic Cylinder Functions in Harmonic Analysis," *Paediatric Intensive Care Medicine*, Vol. 1, Springer, London, p. 366.
- [15] Ince, E., 1927, "Research Into the Characteristic Numbers of Mathieu Equation," *Proc. R. Soc. Edinburgh*, **46**, pp. 20–29.
- [16] Strutt, M. J. O., 1928, "Zur Wellenmechanik des Atomgitters," *Ann. Phys.*, **391**(10), pp. 319–324.
- [17] Stephenson, A., 1908, "On a New Type of Dynamic Stability," *Memoirs and Proceedings of the Manchester Literary and Philosophical Society*, Vol. 52, Manchester Literary and Philosophical Society, Manchester, UK, pp. 1–10.
- [18] Stephenson, A., 1908, "On Induced Stability," *Philos. Mag.*, **15**(86), pp. 233–236.
- [19] Thomsen, J. J., 2003, *Vibrations and Stability: Advanced Theory, Analysis, and Tools*, Springer-Verlag, Berlin.
- [20] Seyranian, A. P., and Mailybaev, A. A., 2003, *Multiparameter Stability Theory with Mechanical Applications*, Vol. 13, World Scientific, Singapore.
- [21] Verhulst, F., 2009, "Perturbation Analysis of Parametric Resonance," *Encyclopedia of Complexity and Systems Science*, R. Meyers, ed., Springer, New York.
- [22] Vljajic, N., Liu, X., Karki, H., and Balachandran, B., 2014, "Torsional Oscillations of a Rotor With Continuous Stator Contact," *Int. J. Mech. Sci.*, **83**, pp. 65–75.
- [23] Yang, T. L., and Rosenberg, R. M., 1967, "On the Vibrations of a Particle in the Plane," *Int. J. Non-Linear Mech.*, **2**(1), pp. 1–25.
- [24] Yang, T. L., and Rosenberg, R. M., 1968, "On the Forced Vibrations of a Particle in the Plane," *Int. J. Non-Linear Mech.*, **3**(1), pp. 47–63.
- [25] Cole, J. D., 1968, *Perturbation Methods in Applied Mathematics*, Blaisdell, Waltham, MA.
- [26] Nayfeh, A., 1973, *Perturbation Methods*, Wiley, New York.
- [27] Insperger, T., and Stépán, G., 2011, *Semi Discretization for Time Delay Systems: Stability and Engineering Applications* (Applied Mathematical Science, Vol. 178), Springer Science+Business Media, New York.
- [28] Kovacic, I. I., and Rand, R., 2014, "Duffing-Type Oscillators With Amplitude-Independent Period," *Applied Nonlinear Dynamical Systems*, Vol. 93, J. Awrejcewicz, ed., Springer, Berlin, pp. 1–10.
- [29] Kovacic, I., and Brennan, M. J., 2011, *The Duffing Equation: Nonlinear Oscillators and Their Behaviour*, Wiley, Chichester, UK.
- [30] Rand, R. H., Ramani, D. V., Keith, W. L., and Cipolla, K. M., 2000, "The Quadratically Damped Mathieu Equation and Its Application to Submarine Dynamics," *Control of Noise and Vibration: New Millenium*, AD-Vol. 61, ASME, New York, pp. 39–50.
- [31] Ramani, D. V., Keith, W. L., and Rand, R. H., 2004, "Perturbation Solution for Secondary Bifurcation in the Quadratically-Damped Mathieu Equation," *Int. J. Non-Linear Mech.*, **39**(3), pp. 491–502.
- [32] Morrison, T. M., and Rand, R. H., 2007, "2:1 Resonance in the Delayed Nonlinear Mathieu Equation," *Nonlinear Dyn.*, **50**(1–2), pp. 341–352.
- [33] Insperger, T., and Stepan, G., 2002, "Stability Chart for the Delayed Mathieu Equation," *Proc. R. Soc. A*, **458**(2024), pp. 1989–1998.
- [34] Butcher, E. A., and Mann, B. P., 2009, "Stability Analysis and Control of Linear Periodic Delayed Systems Using Chebyshev and Temporal Finite Element Methods," *Delay Differential Equations: Recent Advances and New Directions*, B. Balachandran, D. Gilsinn, and T. Kalmar-Nagy, eds., Springer, New York.
- [35] Atay, F. M., 1998, "Van Der Pol's Oscillator Under Delayed Feedback," *J. Sound Vib.*, **218**(2), pp. 333–339.
- [36] Wirkus, S., and Rand, R. H., 2002, "The Dynamics of Two Coupled Van Der Pol Oscillators With Delay Coupling," *Nonlinear Dyn.*, **30**(3), pp. 205–221.
- [37] Sah, S. M., and Rand, R., 2016, "Delay Terms in the Slow Flow," *J. Appl. Nonlinear Dyn.*, **5**(4), pp. 471–484.
- [38] Bernstein, A., and Rand, R., 2016, "Delay-Coupled Mathieu Equations in Synchronon Dynamics," *J. Appl. Nonlinear Dyn.*, **5**(3), pp. 337–348.
- [39] Rand, R. H., Sah, S. M., and Suchorsky, M. K., 2010, "Fractional Mathieu Equation," *Commun. Nonlinear Sci. Numer. Simul.*, **15**(11), pp. 3254–3262.
- [40] Ross, B., 1975, "A Brief History and Exposition of the Fundamental Theory of Fractional Calculus," *Fractional Calculus and Its Applications* (Springer Lecture Notes in Mathematics, Vol. 57), Springer, New York, pp. 1–36.
- [41] Mesbahi, A., Haeri, M., Nazari, M., and Butcher, E. A., 2015, "Fractional Delayed Damped Mathieu Equation," *Int. J. Control*, **88**(3), pp. 622–630.
- [42] Rand, R., Zounes, R., and Hastings, R., 1997, "Dynamics of a Quasiperiodically Forced Mathieu Oscillator," *Nonlinear Dynamics: The Richard Rand 50th Anniversary Volume*, A. Guran, ed., World Scientific, Singapore, pp. 203–221.
- [43] Zounes, R. S., and Rand, R. H., 1998, "Transition Curves in the Quasiperiodic Mathieu Equation," *SIAM J. Appl. Math.*, **58**(4), pp. 1094–1115.
- [44] Abouhazim, N., Rand, R. H., and Belhaq, M., 2006, "The Damped Nonlinear Quasiperiodic Mathieu Equation Near 2:2:1 Resonance," *Nonlinear Dyn.*, **45**(3–4), pp. 237–247.
- [45] Rand, R., Guennoun, K., and Belhaq, M., 2003, "2:2:1 Resonance in the Quasiperiodic Mathieu Equation," *Nonlinear Dyn.*, **31**(4), pp. 367–374.
- [46] Rand, R., and Morrison, T., 2005, "2:1:1 Resonance in the Quasi-Periodic Mathieu Equation," *Nonlinear Dyn.*, **40**(2), pp. 195–203.
- [47] Sharma, A., and Sinha, S. C., 2017, "An Approximate Analysis of Quasi-Periodic Systems Via Floquet Theory," *ASME J. Comput. Nonlinear Dyn.*, **13**(2), p. 021008.
- [48] Zounes, R. S., and Rand, R. H., 2002, "Global Behavior of a Nonlinear Quasiperiodic Mathieu Equation," *Nonlinear Dyn.*, **27**(1), pp. 87–105.
- [49] Abramowitz, M., and Stegun, I., 1965, *Handbook of Mathematical Functions*, Dover Publications, Mineola, NY.
- [50] Kovacic, I., Cveticanin, L., Zukovic, M., and Rakaric, Z., 2016, "Jacobi Elliptic Functions: A Review of Nonlinear Oscillatory Application Problems," *J. Sound Vib.*, **380**, pp. 1–36.
- [51] Byrd, P., and Friedman, M., 1954, *Handbook of Elliptic Integrals for Engineers and Scientists*, Springer, Berlin.
- [52] Gradshteyn, I. S., and Ryzhik, I. M., 2000, *Tables of Integrals, Series and Products*, Academic Press, New York.
- [53] Kovacic, I., and Zukovic, M., 2014, "A Pendulum With an Elliptic-Type Parametric Excitation: Stability Charts for a Damped and Undamped System," *Commun. Nonlinear Sci. Numer. Simul.*, **19**(4), pp. 1185–1202.
- [54] Sah, S. M., and Mann, B., 2012, "Transition Curves in a Parametrically Excited Pendulum With a Force of Elliptic Type," *Proc. R. Soc. A*, **468**(2148), pp. 3995–4007.
- [55] Dingle, R. B., and Müller-Kirsten, H. J. W., 1962, "Asymptotic Expansions of Mathieu Functions and Their Characteristic Numbers," *J. Die Reine Angew. Math.*, **1962**(211), pp. 11–32.